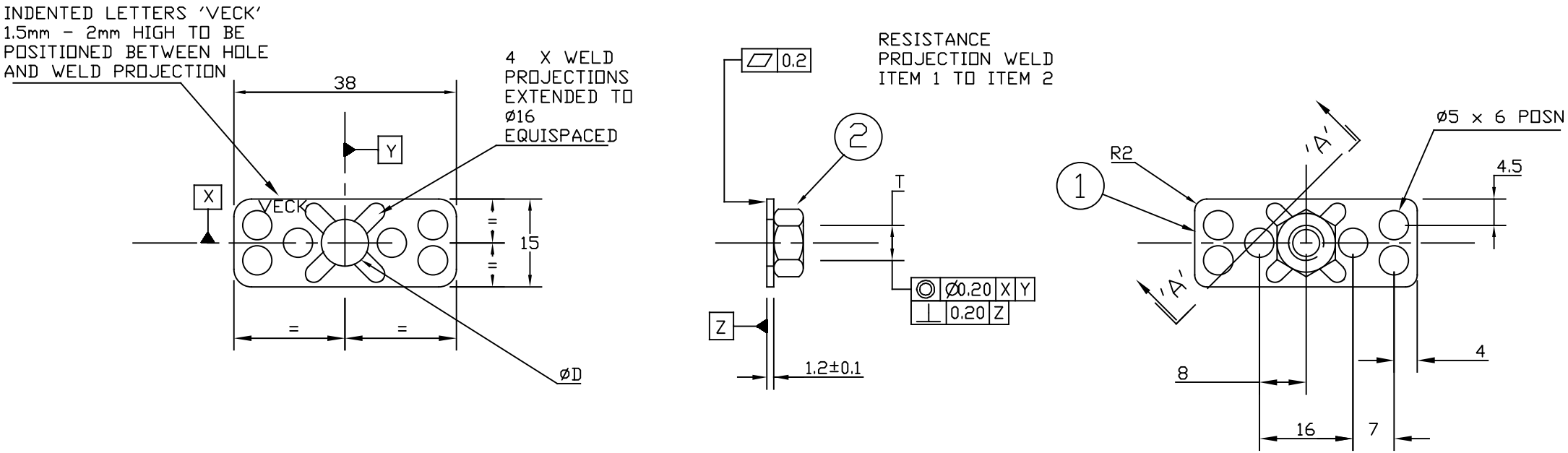

BASE



STANDARD
NUT

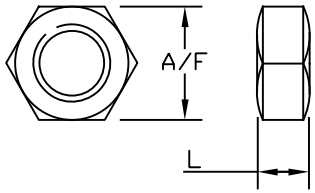

THREAD FORM (T)	ØD	L	A/F
M3 X 0.5 6H	4.0	2.4	5.5
M4 X 0.7 6H	5.0	3.2	8.0
M5 X 0.8-6H	6.0	4.0	8.0
M6 X 1.0-6H	7.0	5.0	10.0
M8 X 1.25-6H	9.0	6.5	13.0
M10 X 1.50-6H	11.0	8.0	17.0

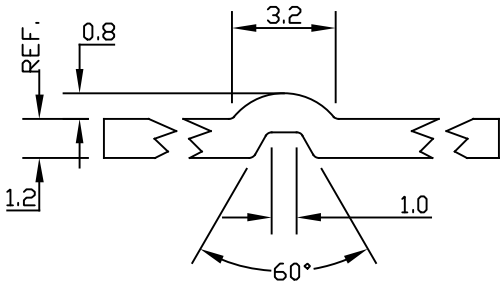

SCRAP SECTION A-A
SHOWING TYPICAL
WELD PROJECTION
DETAILS SCALE 4:1

PART NO.	DESCRIPTION	MATERIAL
1	S3815 BASE	MILD STEEL
2	SEE ABOVE THREAD FORM TABLE FOR DIMENSIONS	MILD STEEL
3	WELD MACHINE & OPERATOR	RESISTANCE PROJECTION WELD
4	FINISH	ELECTRODEPOSITED COATING ISO 2081 Fe/Zn10/Iridescent thick film Cr(VI) free passivate

ISS	CHANGE	DATE
1	ORIGINAL	18/1/07
2	layer Thk	19/3/07
3	Mat Spec	16/8/07
4	Name changed	20/5/09
5	Plating changed	22/1/10
6	Hole D changed	2/6/10
7	Max bend removed Tolerance ± was 0.10	8/12/11
8	Plating & material spec changed	19/3/13
9	VECK was VK	30/4/19

THIS DRAWING IS A PRIVATE AND CONFIDENTIAL COMMUNICATION

THIRD ANGLE PROJECTION

ALL DIMENSIONS IN MILLIMETRES

TOLERANCES ± 0.20 UNLESS STATED OTHERWISE.

DESCRIPTION: 38mm X 15mm SIGHTED FASTENER	VECK FASTENERS Ltd. DORCHESTER, DORSET, DT1 1ST, UK	DRAWN BY I.P.S.	SCALE: 1:1	DRG.NO. MSF1S3815Mx	ISSUE 9	DATE: 30/4/19