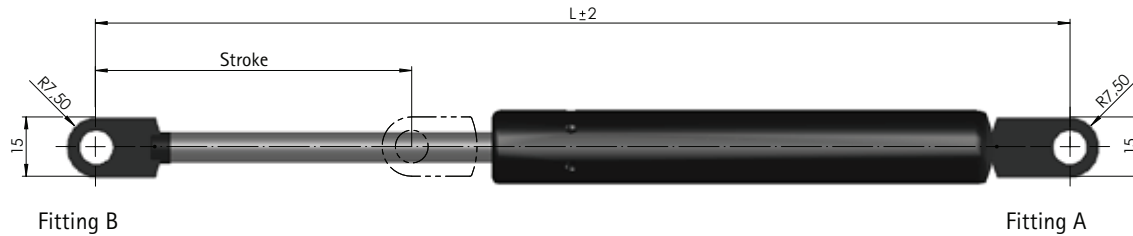




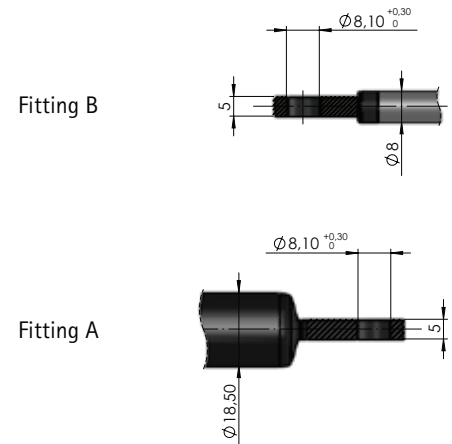
Standard program gas springs (Liftline)

Type 16-2 Clevis/Clevis, welded

Ø Tube 18.5mm, Ø Piston rod 8mm, max. Stroke 250mm, Stroke 80-750N, Fitting A107-B23




Length L (mm) ±2	Stroke (mm)	Technical data	Ordering number
206.5	60	16-2-108-65-A107-B23	01625024
246.5	80	16-2-128-85-A107-B23	01625025
256.5	90	16-2-128-95-A107-B23	01625082
286.5	100	16-2-143-110-A107-B23	01625026
316.5	120	16-2-158-125-A107-B23	01625083
326.5	120	16-2-168-125-A107-B23	01625027
354.5	133	16-2-183-138-A107-B23	01625084
364.5	140	16-2-186-145-A107-B23	01625028
407.5	160	16-2-201-173-A107-B23	01625029
444	178	16-2-229.5-181-A107-B23	01625030
485.5	200	16-2-240-212-A107-B23	01625031
525.5	220	16-2-267-225-A107-B23	01625032
586.5	250	16-2-291-262-A107-B23	01625033



All dimensions in mm. The standard color of the gas spring and the piston rod is black.

Type 16-2 Ball joint/Ball joint

Ø Tube 18.5mm, Ø Piston rod 8mm, max. Stroke 250mm, Stroke 80-750N, Fitting A246-B246



Length L (mm) ±2	Stroke (mm)	Technical data	Ordering number
166	40	16-2-78-50-A246-B246	01625078
206	57	16-2-109-59-A246-B246	01625014
244	80	16-2-121-85-A246-B246	01625015
256	85	16-2-128-90-A246-B246	01625079
286	100	16-2-138-110-A246-B246	01625016
306	105	16-2-158-110-A246-B246	01625080
326	120	16-2-163-125-A246-B246	01625017
366	140	16-2-178-150-A246-B246	01625018
405	160	16-2-203-164-A246-B246	01625019
446	180	16-2-223-185-A246-B246	01625020
491	195	16-2-253-200-A246-B246	01625081
485.5	200	16-2-240-207.5-A246-B246	01625021
527	220	16-2-264-225-A246-B246	01625022
585.5	250	16-2-294-253.5-A246-B246	01625023

