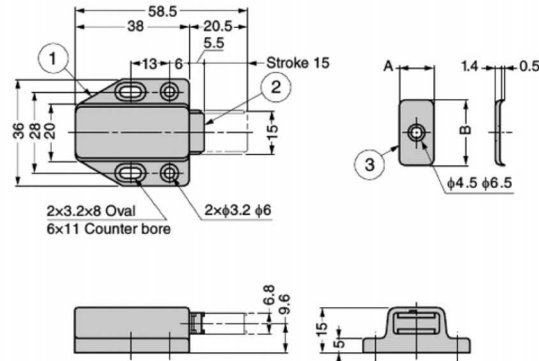



MAGNETIC TOUCH LATCH ML-80



- Lightly push to open the door.
- When closing, magnet will catch the door by lightly pushing.
- For overlay doors, make a 3.5mm gap between door and cabinet frame.

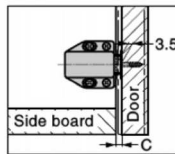
[Remarks]

- Be sure to read the "Cautions" **1**.
- For large doors, please use the ML-120 **2** or ML-ZN80 **3** instead.
- Please use hinges without catch.

[Parts Included]

- Counter plate
- Round head wood screw 3.1 × 13 (4 pcs)
- Countersunk head wood screw 2.7 × 13 (1 pc)

[Overlay door]



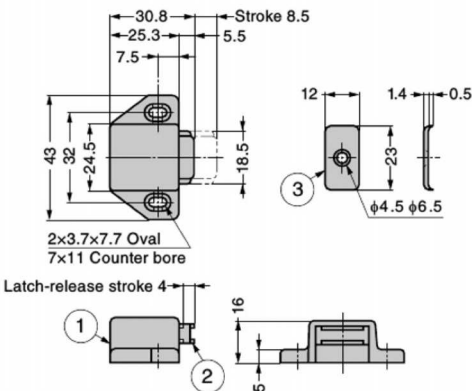
To ensure a push-in allowance of 3.5mm or above in the latch part, please leave a clearance C at the side board.

No.	Part Name	Material	Finish / Colour
①	Body	ABS	Brown, White, Black
②	Yoke	Steel (SPCC)	Coloured Zinc Chromate (trivalent)
③	Counter Plate		-Brown/white: Coloured Zinc Chromate(trivalent) -Black: Copper Plating

RoHS	CAD	Item Code	Item Name	Colour	A	B	Magnetic Force N	Magnetic Force kgf	Weight (g)	Box (pcs)	Carton (pcs)
6	3D	140-050-270	ML-80BR	Brown	12	23	15.7	1.6	22	20	400
6	3D	140-050-271	ML-80WT	White						20	400
-	-	140-050-013	ML-80BL	Black	11.5	22.5				20	400

Refer to **1** : P.431, **2** **3** : P.480

MAGNETIC TOUCH LATCH ML-30S



- Lightly push to open the door.
- When closing, magnet will catch the door by lightly pushing.

[Remarks]

- Be sure to read the "Cautions" **1**.
- For large doors, please use the ML-120 **2** or ML-ZN80 **3** instead.
- Please use hinges without catch.

[Parts Included]

- Counter plate
- Round head wood screw 3.1 × 13 (2 pcs)
- Countersunk head wood screw 3.1 × 13 (1 pc)

No.	Part Name	Material	Finish / Colour
①	Body	ABS	Brown, White
②	Yoke	Steel (SPCC)	Nickel
③	Counter Plate		

RoHS	CAD	Item Code	Item Name	Colour	Magnetic Force N	Magnetic Force kgf	Weight (g)	Box (pcs)	Carton (pcs)
6	3D	140-050-054	ML-30SW	White	11.8	1.2	22.5	50	750
6	3D	140-050-055	ML-30SBR	Brown				50	750

Refer to **1** : P.431, **2** **3** : P.480