

TOP MOUNTED SLIDING DOOR (TWO-WAY SOFT CLOSE TYPE/RECESSED UPPER ROLLER)

INSTRUCTION

VIDEO

FD35EV

This two-way soft closing sliding door operates smoothly and requires little strength to operate, making it ideal for retail shops and other public areas as well.

Passed 300,000 open/ close cycles in private test

Features

Two-Way Soft Close
(both directions)

With Sequential Double Damper

(2 stages)

Door Size (per door)

Minimum 24 mm
Maximum 2700 mm
Weight: Maximum 35 kg
10 kg or more recommended
Door Height Max. 2400 mm : 590 - 1200 mm
Door Height Max. 2401 - 2700 mm : 700 - 1200 mm

Adjustment

±3 mm
±2 mm

2-Stage

Soft closing starts at approx. 100 mm for reliable operation

Soft opening With Sequential Double Damper in two stages enables **less force** to be used when opening too (compared to FD30).

1-Stage

Damper in the opening direction slows down from around 50 mm on trailing edge side.

One-touch hanging of door
With Sequential Double Damper
(Leading edge only)

(3) Two-Way Soft Close

Trigger Installation Jig
(included with (3))

Built-in trigger
Easy installation
Only 20 mm wide compact design

(1) Soft Close Upper Track

To shorten the upper track,
cut the end without the trigger.

Remarks

- Be sure to read the precautions for this product.
- Be sure to read the installation.

(4) Retrofit Trigger





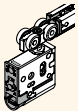







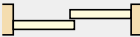

One-touch hanging of door

(5) Upper Roller
(compatible with recessed type two-way soft close)

(6) Lower Guide (with Roller)

Standard part list

See «Type of Upper Track» for details on the type of upper track used for (1) and (2).

Parts	Necessary Parts (Option 1 or 2)				Necessary Parts						Optional Parts
	(1) Soft Close Upper Track		(2) Upper Track		(3) Two-Way Soft Close*1	(4) Retrofit Trigger	(5) Upper Roller (compatible with recessed type two-way soft close)	(6) Lower Guide (with Roller)	(7) Bumper Block	(8) Retrofit Trigger	(9) Embedded Lower Guide Rail
	Surface Mount	Recessed Mount	Surface Mount	Recessed Mount							
											
Item Code	Select surface or recessed mount		Select surface or recessed mount		250-033-810	Included with Two-Way Soft Close	250-033-812	250-029-718	250-034-114	250-033-814	250-019-971
Item Name	Select surface or recessed mount		Select surface or recessed mount		FD35EV-WRH-DSC		FD35EV-WRH-N	FD50-BGR18	FD35EV-HBB	FD35EV-TRG	FD30-HBRT1500SIL
Single Sliding Door System	Length 1820 mm x 1 pc		-		1 pc	1 pc	1 pc	1 pc	-	-	(1 pc)
					Set of necessary parts for sliding doors Item Code: 250-035-321 Item Name: FD35EVDHCP						
Overlapping Sliding Doors System	Length 1820 mm x 2 pcs		-		2 pcs	2 pcs	2 pcs	2 pcs	-	-	(2 pcs)
					Set of necessary parts for sliding doors Item Code: 250-035-321 Item Name: FD35EVDHCP x 2						
Opposite Opening Sliding Doors System	-		Length 3640 mm x 1 pc		2 pcs	2 pcs	2 pcs	2 pcs	1 pc	2 pcs	(2 pcs)
					Set of necessary parts for sliding doors Item Code: 250-035-321 Item Name: FD35EVDHCP x 2						

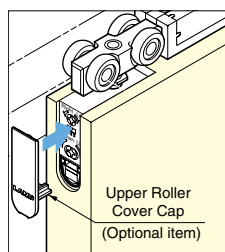
*1 Includes Retrofit Trigger (4), Trigger Installation Jig and spanner. Can also be purchased separately.

Installation Example

*2 If wrapping with a cloth, etc., account for the dimensions of the cloth.

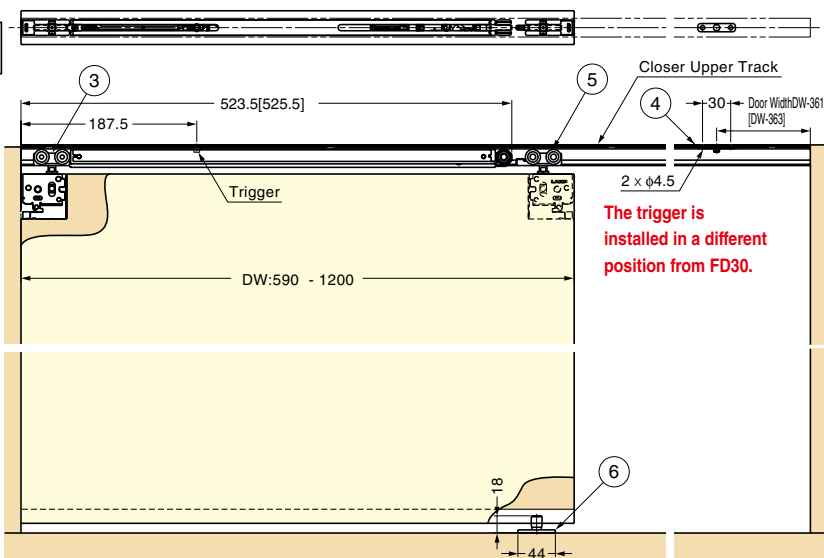
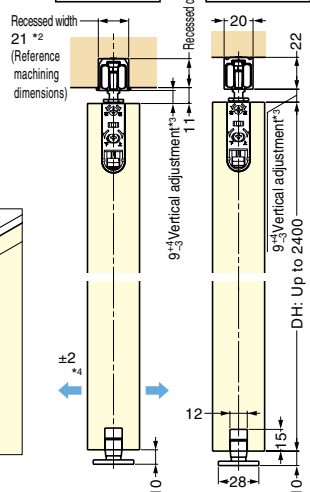
*3 The gap between the upper track and the door can be adjusted within a range of -3 mm to +4 mm.

*4 The horizontal position of the door can be adjusted within a range of -2 mm to +2 mm from the end of the door.



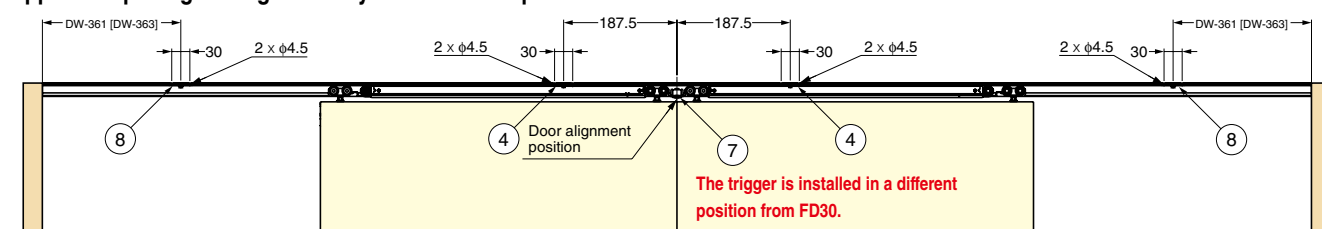
For Upper Track
Recessed Mount

For Upper Track
Surface Mount



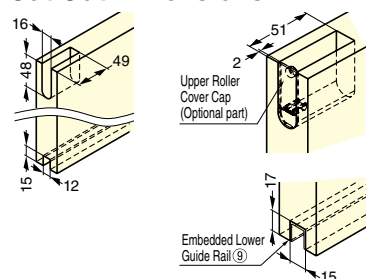
[] indicates the dimensions when the upper roller cover cap (optional) is attached.

Opposite Opening Sliding Doors System with Bumper Block. Also see the instructions on how to calculate the trigger installation position.

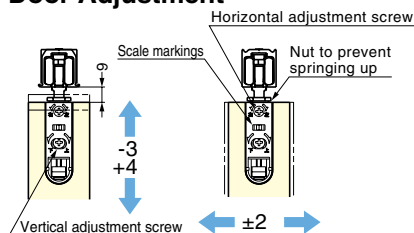


Use the standard upper track for the Opposite Opening Sliding Doors System.

Cut Out Dimensions

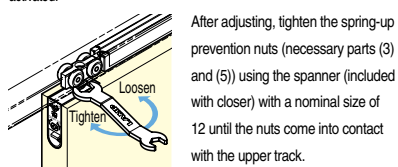


Door Adjustment



- Can be adjusted with one \oplus No. 2 screwdriver.
- Incremental markings are provided for horizontal adjustment from the end of the door.

Internal mechanism prevents bouncing during closing
Prevents the door from bouncing up after the soft close function has been activated.



Type of Upper Track Recommended screws: Cross-recessed flat head tapping screws 3.5 x 25

Specifications	Length	Silver		Amber		White	
		Item Code	Item Name	Item Code	Item Name	Item Code	Item Name
(1) Soft Close Upper Track	Surface Mount						
	1820 mm	250-033-825	FD35EV-TRM1820SC-SL	250-033-828	FD35EV-TRM1820SC-UM	250-033-831	FD35EV-TRM1820SC-WT
	2000 mm	250-035-935	FD35EV-TRM2000SC-SL	250-035-938	FD35EV-TRM2000SC-UM	-	
	2730 mm	250-033-826	FD35EV-TRM2730SC-SL	250-033-829	FD35EV-TRM2730SC-UM	250-033-832	FD35EV-TRM2730SC-WT
	3000 mm	250-035-936	FD35EV-TRM3000SC-SL	250-035-939	FD35EV-TRM3000SC-UM	-	
	3640 mm	250-033-827	FD35EV-TRM3640SC-SL	250-033-830	FD35EV-TRM3640SC-UM	250-033-833	FD35EV-TRM3640SC-WT
Recessed Mount	4000 mm	250-035-937	FD35EV-TRM4000SC-SL	250-035-940	FD35EV-TRM4000SC-UM	-	
	1820 mm	250-033-843	FD35EV-TRH1820SC-SL	250-033-846	FD35EV-TRH1820SC-UM	250-033-849	FD35EV-TRH1820SC-WT
	2000 mm	250-035-947	FD35EV-TRH2000SC-SL	250-035-950	FD35EV-TRH2000SC-UM	-	
	2730 mm	250-033-844	FD35EV-TRH2730SC-SL	250-033-847	FD35EV-TRH2730SC-UM	250-033-850	FD35EV-TRH2730SC-WT
	3000 mm	250-035-948	FD35EV-TRH3000SC-SL	250-035-951	FD35EV-TRH3000SC-UM	-	
	3640 mm	250-033-845	FD35EV-TRH3640SC-SL	250-033-848	FD35EV-TRH3640SC-UM	250-033-851	FD35EV-TRH3640SC-WT
Recessed Mount	4000 mm	250-035-949	FD35EV-TRH4000SC-SL	250-035-952	FD35EV-TRH4000SC-UM	-	

TOP MOUNTED SLIDING DOOR (SINGLE SOFT CLOSE TYPE/RECESSED UPPER ROLLER)

INSTRUCTION

VIDEO

FD35EV

This single soft close sliding door operates smoothly and requires little strength to operate, making it ideal for retail shops and other public areas as well.

Passed 300,000 open/ close cycles in private test

Features

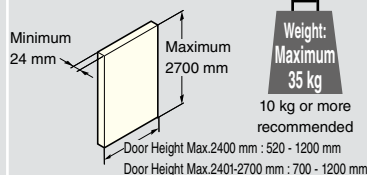
Single Soft Close

(single direction)

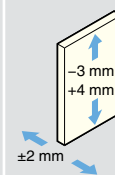
With Sequential Double Damper

(2 stages)

Door Size (per door)



Adjustment



2-Stage

Soft closing starts at approx. 100 mm for reliable operation

Soft opening With Sequential Double Damper in two stages enables **less force** to be used when opening too (compared to FD30).

Remarks

- Be sure to read the precautions for this product.
- Be sure to read the installation.

One-touch hanging of door

With Sequential Double Damper (Leading edge only)
(3) Single Soft Close

Built-in trigger
Easy installation
Only 20 mm wide compact design

(1) Soft Close Upper Track

To shorten the upper track, cut the end without the trigger.

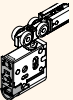
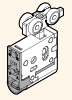






(5) Upper Catch

One-touch hanging of door
(4) Upper Roller (recessed mount)

(6) Lower Guide (with Roller)

Standard part list

See "Type of Upper Track" for details on the type of upper track used for (1) and (2).

Parts	Necessary Parts (Option 1 or 2)				Necessary Parts							Optional Parts
	(1) Soft Close Upper Track		(2) Upper Track		(3) Single Soft Close*1	(4) Upper Roller (recessed mount)	(5) Upper Catch	(6) Lower Guide (with Roller)	(7) Bumper Block	(8) Retrofit Trigger	(9) Trigger Installation Jig	(10) Embedded Lower Guide Rail
	Surface Mount	Recessed Mount	Surface Mount	Recessed Mount			 Set part is grey. White and dark brown are also available.					
Item Code	Select surface or recessed mount		Select surface or recessed mount		250-033-811 FD35EV-WRH-SC	250-033-813 FD35EV-WRH	250-019-970 FD30-HTST-GR	250-029-718 FD50-BGR18	250-034-114 FD35EV-HBB	250-033-814 FD35EV-TRG	250-033-815 FD35EV-TRJ	250-019-971 FD30-HBRT1500SIL
Item Name												
Single Sliding Door System	Length 1820 mm x 1 pc		-		1 pc 1 pc 1 pc 1 pc - - - Set of necessary parts for sliding doors Item Code: 250-035-322 Item Name: FD35EVHCP							(1 pc)
Overlapping Sliding Doors System	Length 1820 mm x 2 pcs		-		2 pcs 2 pcs 2 pcs 2 pcs - - - Set of necessary parts for sliding doors Item Code: 250-035-322 x 2 Item Name: FD35EVHCP							(2 pcs)
Opposite Opening Sliding Doors System	-		Length 3640 mm x 1 pc		2 pcs 2 pcs 2 pcs 2 pcs 1 pc 2 pcs 1 pc Set of necessary parts for sliding doors Item Code: 250-035-322 x 2 Item Name: FD35EVHCP							(2 pcs)

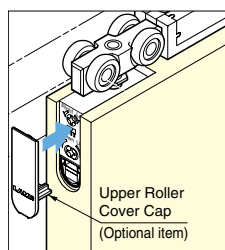
*1 Includes spanner. Can also be purchased separately.

Installation Example

*2 If wrapping with a cloth, etc., account for the dimensions of the cloth.

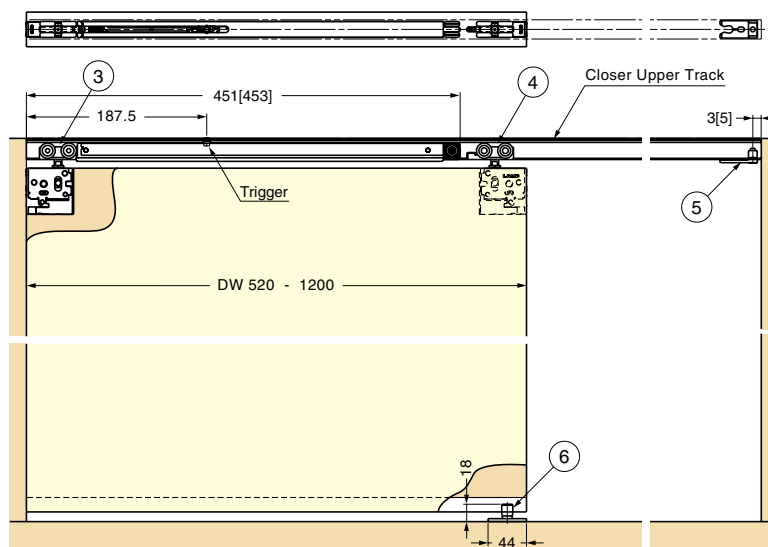
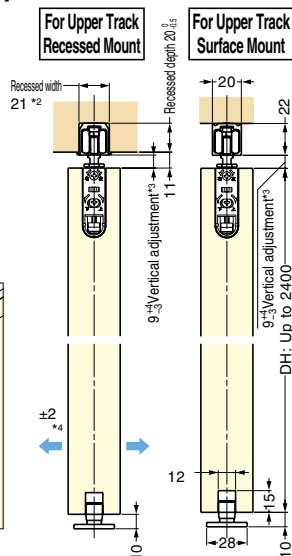
*3 The gap between the upper track and the door can be adjusted within a range of -3 mm to +4 mm.

*4 The horizontal position of the door can be adjusted within a range of -2 mm to +2 mm from the end of the door.



For Upper Track
Recessed Mount

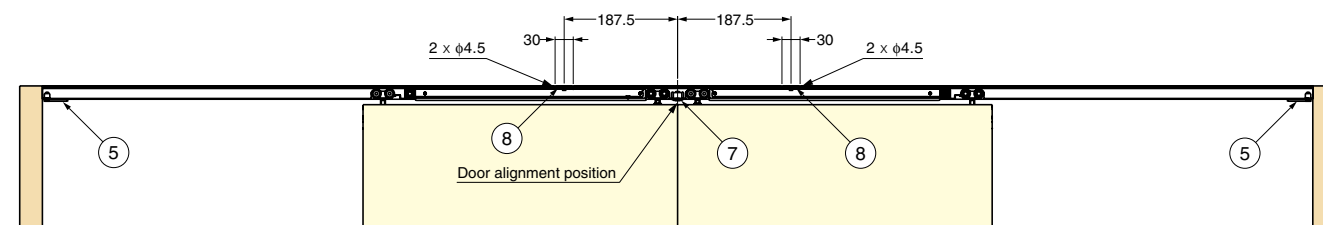
For Upper Track
Surface Mount



[] indicates the dimensions when the upper roller cover cap (optional) is attached.

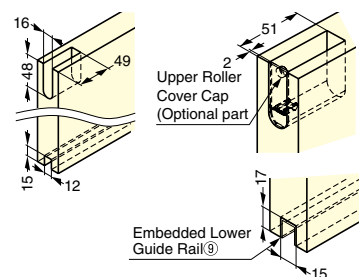
Opposite Opening Sliding Doors System with the Bumper Block

The trigger is installed in a different position from FD30.

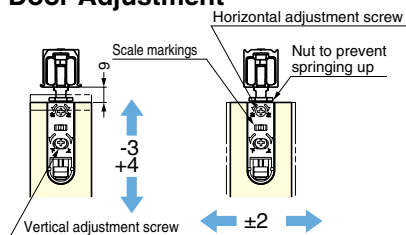


Use the standard upper track for the Opposite Opening Sliding Doors System.

Cut Out Dimensions

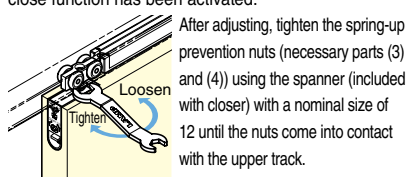


Door Adjustment



- Can be adjusted with one ⊕No. 2 screwdriver.
- Incremental markings are provided for horizontal adjustment from the end of the door.

Internal mechanism prevents bouncing during closing
Prevents the door from bouncing up after the soft close function has been activated.



Type of Upper Track

Recommended screws: Cross-recessed flat head tapping screws 3.5 x 25

Specifications	Length	Silver		Amber		White	
		Item Code	Item Name	Item Code	Item Name	Item Code	Item Name
(1) Soft Close Upper Track	Surface Mount	1820 mm	250-033-825 FD35EV-TRM1820SC-SL	250-033-828 FD35EV-TRM1820SC-UM	250-033-831 FD35EV-TRM1820SC-WT		
		2000 mm	250-035-935 FD35EV-TRM2000SC-SL	250-035-938 FD35EV-TRM2000SC-UM			
		2730 mm	250-033-826 FD35EV-TRM2730SC-SL	250-033-829 FD35EV-TRM2730SC-UM	250-033-832 FD35EV-TRM2730SC-WT		
		3000 mm	250-035-936 FD35EV-TRM3000SC-SL	250-035-939 FD35EV-TRM3000SC-UM			
		3640 mm	250-033-827 FD35EV-TRM3640SC-SL	250-033-830 FD35EV-TRM3640SC-UM	250-033-833 FD35EV-TRM3640SC-WT		
		4000 mm	250-035-937 FD35EV-TRM4000SC-SL	250-035-940 FD35EV-TRM4000SC-UM			
	Recessed Mount	1820 mm	250-033-843 FD35EV-TRH1820SC-SL	250-033-846 FD35EV-TRH1820SC-UM	250-033-849 FD35EV-TRH1820SC-WT		
		2000 mm	250-035-947 FD35EV-TRH2000SC-SL	250-035-950 FD35EV-TRH2000SC-UM			
		2730 mm	250-033-844 FD35EV-TRH2730SC-SL	250-033-847 FD35EV-TRH2730SC-UM	250-033-850 FD35EV-TRH2730SC-WT		
		3000 mm	250-035-948 FD35EV-TRH3000SC-SL	250-035-951 FD35EV-TRH3000SC-UM			
		3640 mm	250-033-845 FD35EV-TRH3640SC-SL	250-033-848 FD35EV-TRH3640SC-UM	250-033-851 FD35EV-TRH3640SC-WT		
		4000 mm	250-035-949 FD35EV-TRH4000SC-SL	250-035-952 FD35EV-TRH4000SC-UM			

TOP MOUNTED SLIDING DOOR (RECESSED UPPER ROLLER)

INSTRUCTION

VIDEO

FD35EV

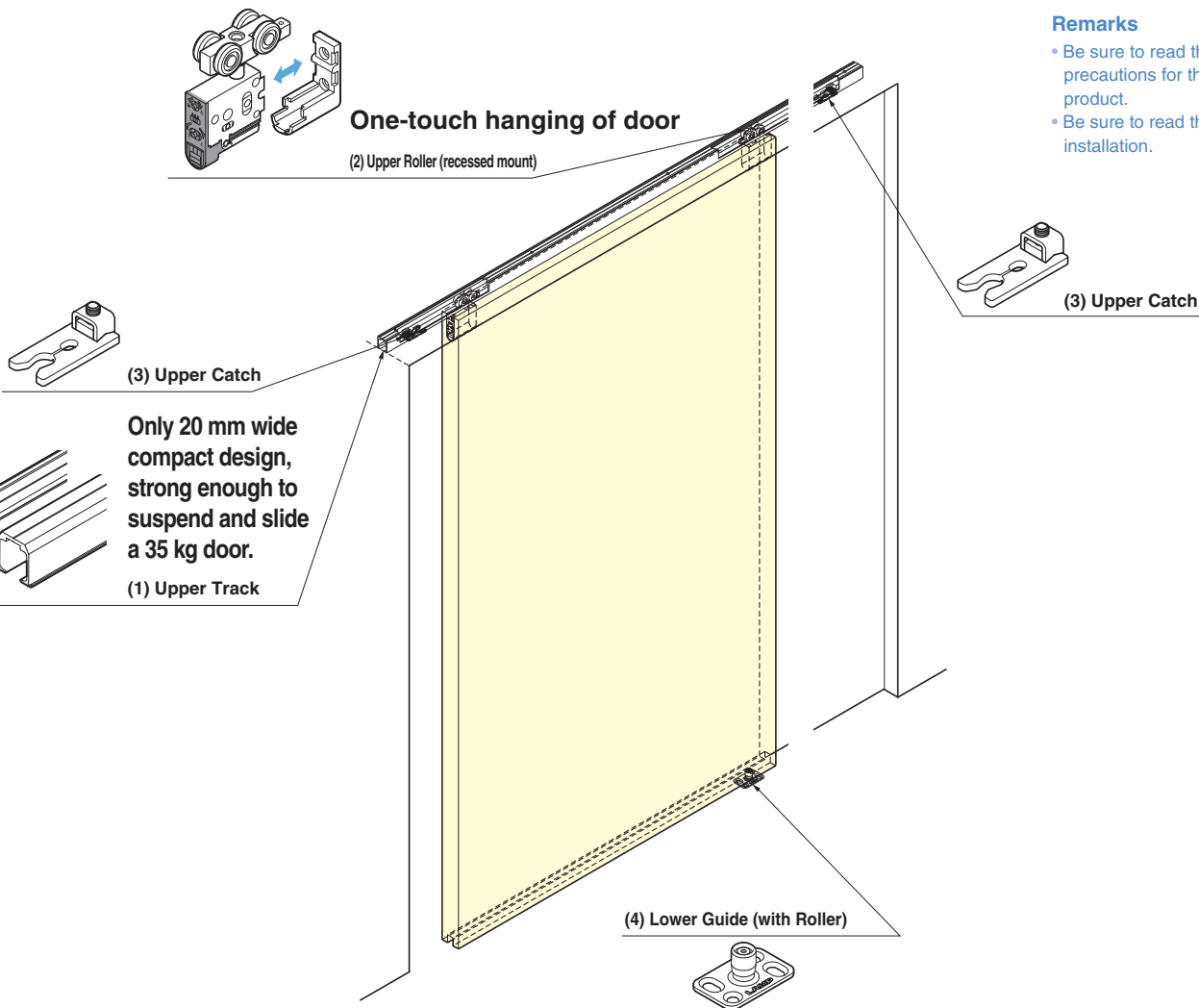
This standard sliding door operates smoothly and requires little strength to operate, making it ideal for retail shops and other public areas as well.

Passed 300,000 open/ close cycles in private test

Features	Door Size (per door)	Adjustment
	<p>Minimum 24 mm Maximum 2700 mm</p> <p>Weight: Maximum 35 kg</p> <p>Door Height Max. 2400 mm : Max. 1200 mm Door Height Max. 2401 - 2700 mm : 700 - 1200 mm</p>	<p>-3 mm +4 mm ±2 mm</p>

Remarks

- Be sure to read the precautions for this product.
- Be sure to read the installation.



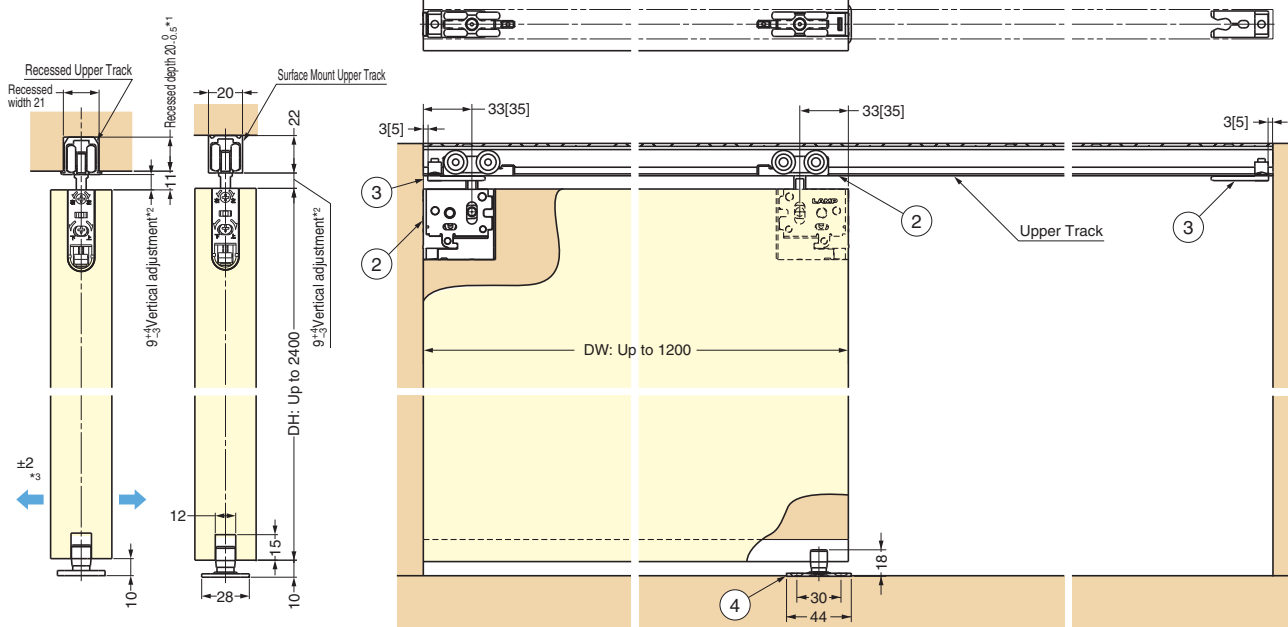
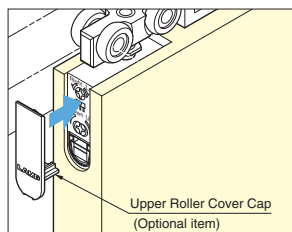
Standard part list

See «Type of Upper Track» for details on the type of upper track used for (1).

Parts	Necessary Parts (Option 1 or 2)		Necessary Parts			Optional Parts
	(1) Upper Track Surface Mount	(1) Upper Track Recessed Mount	(2) Upper Roller (recessed mount)	(3) Upper Catch	(4) Lower Guide (with Roller)	(5) Embedded Lower Guide Rail
	Select surface or recessed mount		250-033-813 FD35EV-WRH	The part set is grey. White and dark brown sets are also available. 250-019-970 FD30-HTST-GR	250-029-718 FD50-BGR18	250-019-971 FD30-HBRT1500SIL
Single Sliding Door System	Length 1820 mm x 1 pcs		2 pcs	2 pcs	1 pc	(1 pc)
			Set of necessary parts for sliding doors			
			Item Code: 250-035-323			
			Item Name: FD35EVHHP			
Overlapping Sliding Door System	Length 1820 mm x 2 pcs		4 pcs	4 pcs	2 pcs	(2 pcs)
			Set of necessary parts for sliding doors			
			Item Code: 250-035-323			
			Item Name: FD35EVHHP			

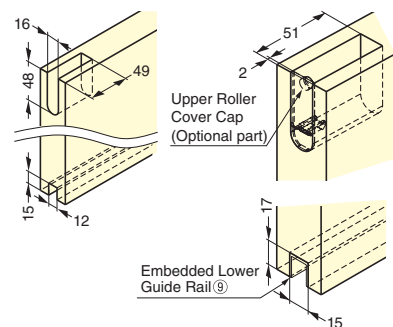
Installation Example

- *1 If wrapping with a cloth, etc., account for the dimensions of the cloth.
 *2 The gap between the upper track and the door can be adjusted within a range of -3 mm to +4 mm.
 *3 The horizontal position of the door can be adjusted within a range of -2 mm to +2 mm from the end of the door.

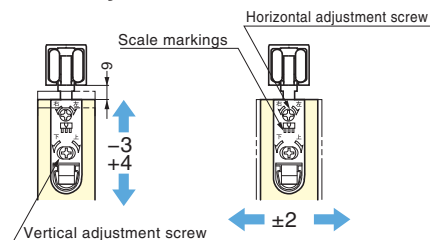


[] indicates the dimensions when the upper roller cover cap (optional) is attached.

Cut Out Dimensions



Door Adjustment



- Can be adjusted with one ⊕No. 2 screwdriver.
- Scale markings are provided for horizontal adjustment from the end of the door.

Type of Upper Track Recommended screws: Cross-recessed flat head tapping screws 3.5 x 25

Specifications		Length	Silver	Amber	White
			Item Code Item Name	Item Code Item Name	Item Code Item Name
(1) Upper Track	Surface Mount	1820 mm	250-033-816 FD35EV-TRM1820-SL	250-033-819 FD35EV-TRM1820-UM	250-033-822 FD35EV-TRM1820-WT
		2000 mm	250-035-929 FD35EV-TRM2000-SL	250-035-932 FD35EV-TRM2000-UM	-
		2730 mm	250-033-817 FD35EV-TRM2730-SL	250-033-820 FD35EV-TRM2730-UM	250-033-823 FD35EV-TRM2730-WT
		3000 mm	250-035-930 FD35EV-TRM3000-SL	250-035-933 FD35EV-TRM3000-UM	-
		3640 mm	250-033-818 FD35EV-TRM3640-SL	250-033-821 FD35EV-TRM3640-UM	250-033-824 FD35EV-TRM3640-WT
		4000 mm	250-035-931 FD35EV-TRM4000-SL	250-035-934 FD35EV-TRM4000-UM	-
	Recessed Mount	1820 mm	250-033-834 FD35EV-TRH1820-SL	250-033-837 FD35EV-TRH1820-UM	250-033-840 FD35EV-TRH1820-WT
		2000 mm	250-035-941 FD35EV-TRH2000-SL	250-035-944 FD35EV-TRH2000-UM	-
		2730 mm	250-033-835 FD35EV-TRH2730-SL	250-033-838 FD35EV-TRH2730-UM	250-033-841 FD35EV-TRH2730-WT
		3000 mm	250-035-942 FD35EV-TRH3000-SL	250-035-945 FD35EV-TRH3000-UM	-
		3640 mm	250-033-836 FD35EV-TRH3640-SL	250-033-839 FD35EV-TRH3640-UM	250-033-842 FD35EV-TRH3640-WT
		4000 mm	250-035-943 FD35EV-TRH4000-SL	250-035-946 FD35EV-TRH4000-UM	-

TOP MOUNTED SLIDING DOOR (TWO-WAY SOFT CLOSE TYPE/OUTSET/RECESSED UPPER ROLLER) INSTRUCTION FD35EV

This two-way soft closing sliding door operates smoothly and requires little strength to operate, making it ideal for retail shops and other public areas as well. Can be retrofitted to the top wall of entrances.

Passed 300,000 cycles of in-house opening and closing testing

Features	Door Size (per door)	Adjustment
Two-Way Soft Close (both directions) With Sequential Double Damper (2 stages)		

2-Stage

Soft closing starts at approx. **100 mm** for reliable operation

Soft opening **With Sequential Double Damper** in two stages enables **less force** to be used when opening too (compared to FD30).

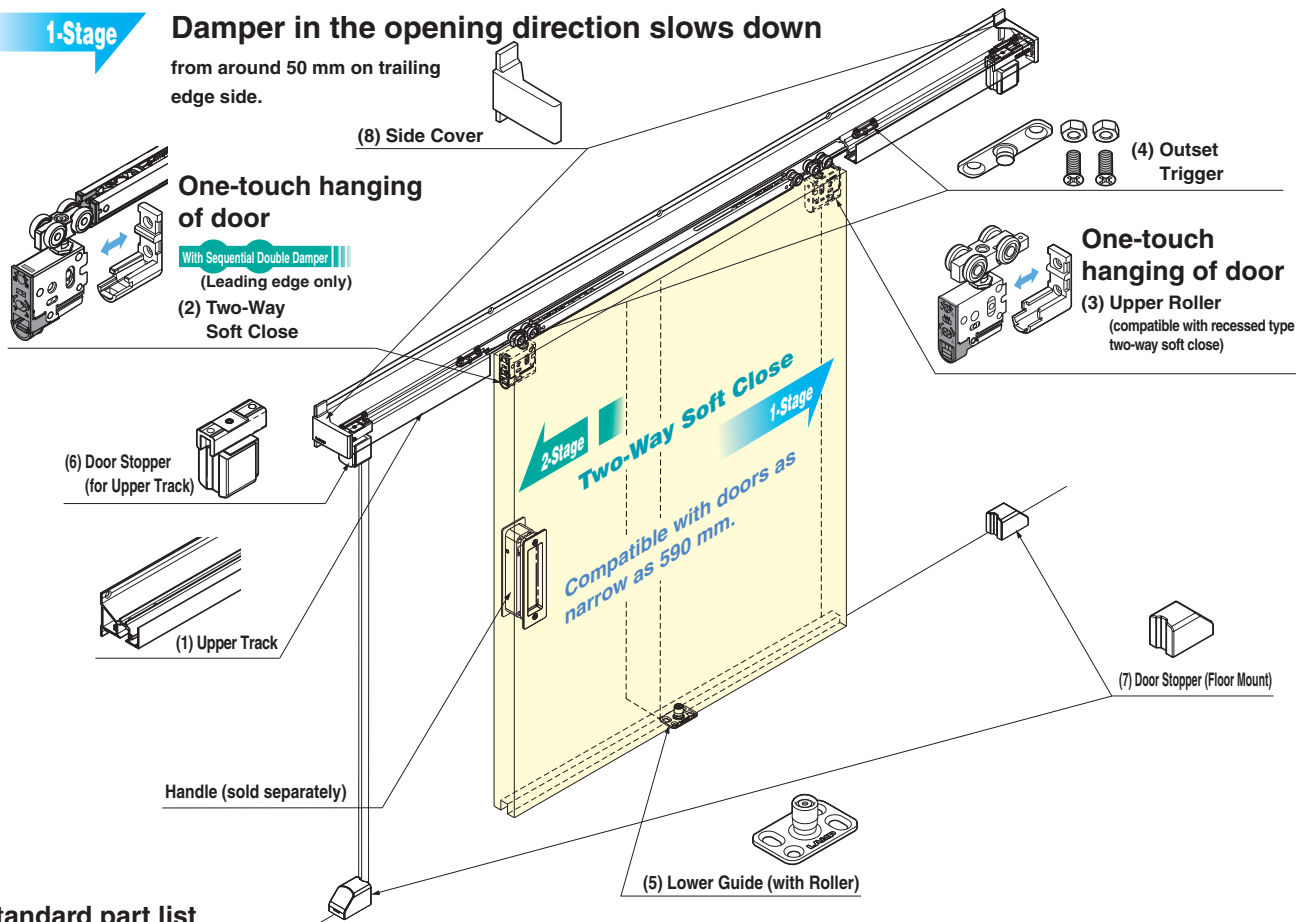
Remarks

- Be sure to read the precautions for this product.
- Be sure to read the installation.

1-Stage

Damper in the opening direction slows down

from around 50 mm on trailing edge side.



Standard part list

See "Type of Outset Upper Track" for details on the type of upper track used for (1).

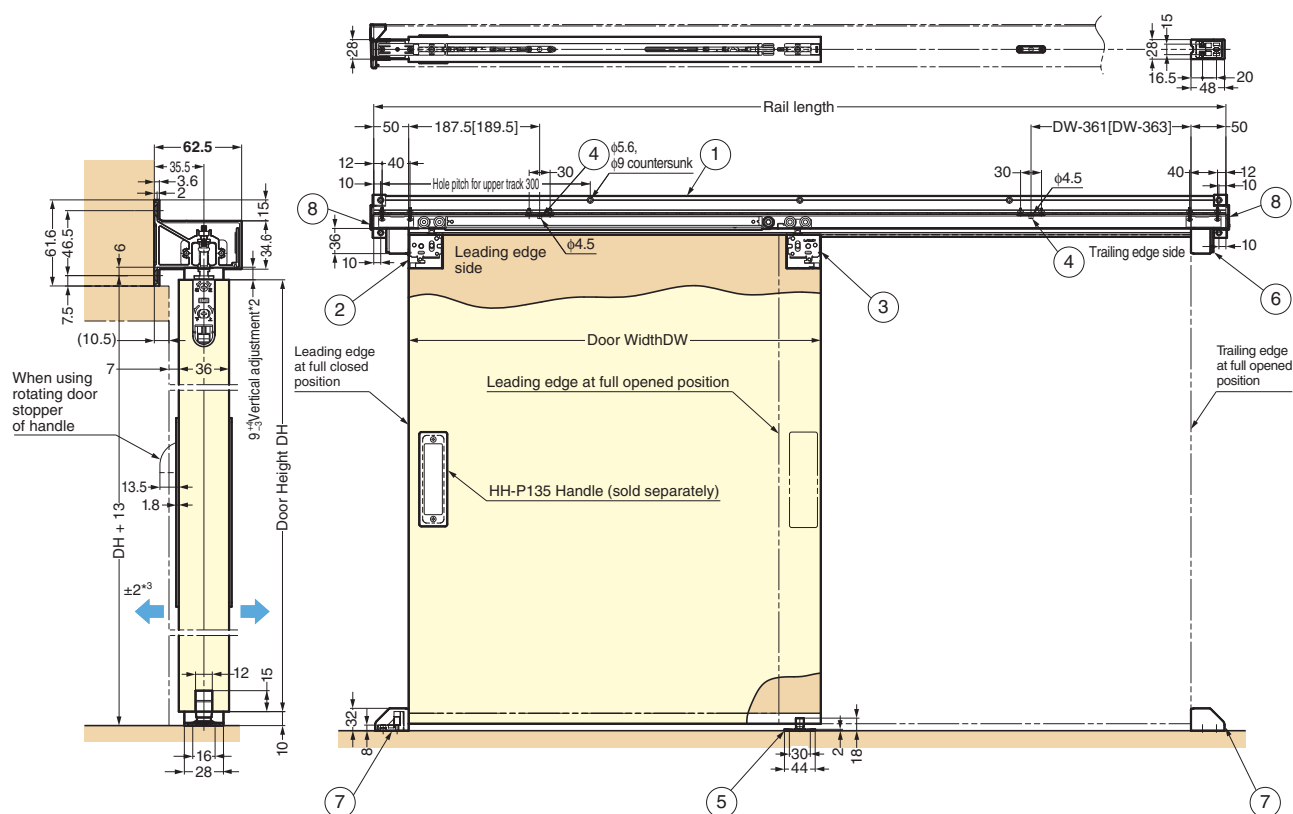
	Necessary Parts	Necessary Parts						Necessary Parts (Select Colour)	Recommended Options
Parts	(1) Upper Track	(2) Two-Way Soft Close*1	(3) Upper Roller (compatible with recessed type two-way soft close)	(4) Outset Trigger 2 pcs	(5) Lower Guide (with Roller)	(6) Door Stopper (for Upper Track)	(7) Door Stopper (Floor Mount)	(8) Side Cover	(9) Embedded Lower Guide Rail
Item Code		250-033-810	250-033-812	250-041-954	250-029-718	250-041-955	250-041-956		250-019-971
Item Name		FD35EV-WRH-DSC	FD35EV-WRH-N	FD35EV-TRA-TRG	FD50-BGR18	FD35EV-TRA-STP	FD35EV-FSTP		FD30-HBRT1500SIL
Two-Way Soft Close Type	Length 2120 mm x 1 pc	1 pc	1 pc	1Set	1 pc	2 pcs	2 pcs	1 set (Grey) 250-022-273 FD30-HASC-GR	1 pc
				Set of necessary parts for sliding doors	Item Code: 250-041-953 Item Name: FD35EVDHCP-AK			1 set (Brown) 250-022-449 FD30-HASC-BR	
								1 set (White) 250-025-640 FD30-HASC-WT	

*1 Includes Trigger Installation Jig and spanner. Can also be purchased separately.

Installation Example

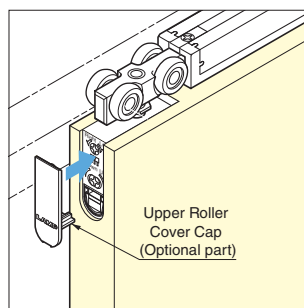
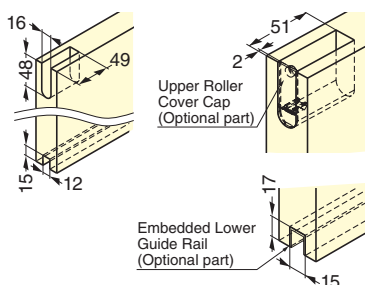
*2 The gap between the upper track and the door can be adjusted within a range of -3 mm to +4 mm.

*3 The horizontal position can be adjusted within a range of -2 mm to +2 mm from the end of the door.



[] indicates the dimensions when the upper roller cover cap (optional) is attached.

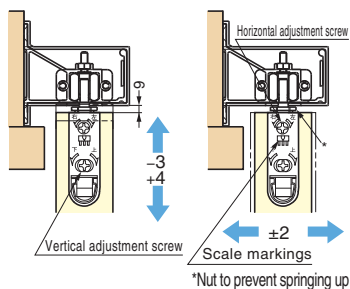
Cut Out Dimensions



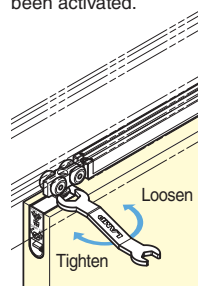
Door Adjustment

Internal mechanism prevents bouncing during closing

Prevents the door from bouncing up after the soft close function has been activated.



- Can be adjusted with one \oplus No. 2 screwdriver.
- Scale markings are provided for horizontal adjustment from the end of the door.



After adjusting, tighten the spring-up prevention nuts (necessary parts (2) and (3)) using the spanner (included with closer) with a nominal size of 12 until the nuts come into contact with the upper track.

Type of Outset Upper Track

Included screws: Size 4 x 40 cross-recessed flat head tapping screws

Specifications	Length	Silver	Amber	White
		Item Code Item Name	Item Code Item Name	Item Code Item Name
(1) Outset Upper Track	2120 mm	250-041-957 FD35EV-TRA2120-SL	250-041-958 FD35EV-TRA2120-UM	250-041-959 FD35EV-TRA2120-WT
	2420 mm	250-041-960 FD35EV-TRA2420-SL	250-041-961 FD35EV-TRA2420-UM	250-041-962 FD35EV-TRA2420-WT
	2720 mm	250-041-963 FD35EV-TRA2720-SL	250-041-964 FD35EV-TRA2720-UM	250-041-965 FD35EV-TRA2720-WT

TOP MOUNTED SLIDING DOOR

(COMPATIBLE WITH POCKET DOOR TWO-WAY SOFT CLOSE TYPE/RECESSED UPPER ROLLER)

INSTRUCTION

VIDEO

FD35EV

This two-way soft closing sliding door has an upper track which can be separated or reconnected, allowing for easy maintenance post-installation. Highly recommended for retail shops, public facilities and other types of interiors.

Passed 300,000 open/ close cycles in private test

Features

Two-Way Soft Close
(both directions)

With Sequential Double Damper

(2 stages)

Door Size (per door)

Minimum
30 mm

Maximum
2700 mm

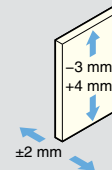
Weight:
Maximum
35 kg

10 kg or higher
recommended

Door Height Max.2400 mm : 590 - 1200 mm

Door Height Max.2401 - 2700 mm : 700 - 1200 mm

Adjustment



Soft closing starts at approx. 100 mm for reliable operation

Remarks

- Be sure to read the precautions for this product.
- Be sure to read the installation.

2-Stage

Soft opening With Sequential Double Damper in two stages enables **less force** to be used when opening too (compared to FD30).

1-Stage

Damper in the opening direction slows down

from around 50 mm on trailing edge side.

Installation
Video



Install the upper tracks separately for maintenance.

Pocket Door

The tracks are joined by the trigger (trailing edge side) (4). (Removable even after installation.)

One-touch hanging of door

(5) Upper Roller
(compatible with recessed type two-way soft close)

(4) Pocket Door Trigger
(for trailing edge)

(3) Pocket Door Trigger
(for leading edge)

One-touch hanging of door

With Sequential Double Damper
(Leading edge only)

(2) Two-Way Soft Close

Easy to install
Only 20 mm wide compact design

(1) Pocket Door Upper Track

(6) Lower Guide
(with Roller)

(7) Embedded Lower Guide Rail

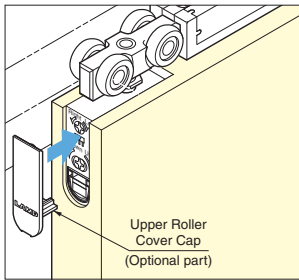
Standard part list

(1) See "Type of Pocket Door Upper Track" for details on the type of pocket door upper track used for (1).

Parts	Necessary Parts		Necessary Parts				Optional Parts
	(1) Pocket Door Upper Track	(2) Two-Way Soft Close*	(3) Pocket Door Trigger (for leading edge)	(4) Pocket Door Trigger (for trailing edge)	(5) Upper Roller (compatible with recessed type two-way soft close)	(6) Lower Guide (with Roller)	(7) Embedded Lower Guide Rail
Item Code		250-033-810	250-035-299	250-035-298	250-033-812	250-029-718	250-019-971
Item Name		FD35EV-WRH-DSC	FD35EV-TRGPF	FD35EV-TRGPB	FD35EV-WRH-N	FD50-BGR18	FD30-HBRT1500SIL
Pocket Door	Length 1860 mm x 1 pc (cut to size)	1 pc	1 pc	1 pc	1 pc	1 pc	(1 pc)
		Set of necessary parts for sliding doors Item Code: 250-035-236 Item Name: FD35EVDHCP-PD					

*1 Includes spanner. Can also be purchased separately.

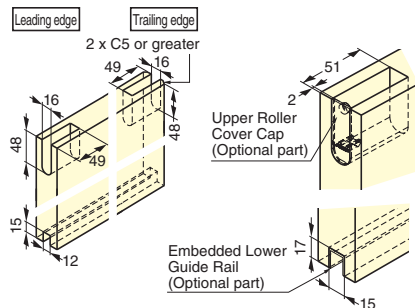
Installation Example



*2 The gap between the upper track and the door can be adjusted within a range of -3 mm to +4 mm.

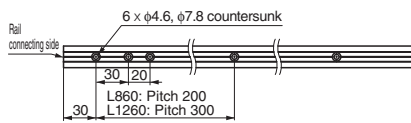
*3 The horizontal position of the door can be adjusted within a range of -2 mm to +2 mm from the end of the door.

Cut Out Dimensions




Upper Track Dimensions

• Rail length 860 mm or 1260 mm


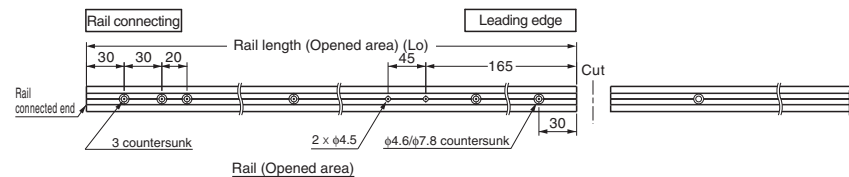


• Rail length 1860 mm, 2760 mm or 3960 mm

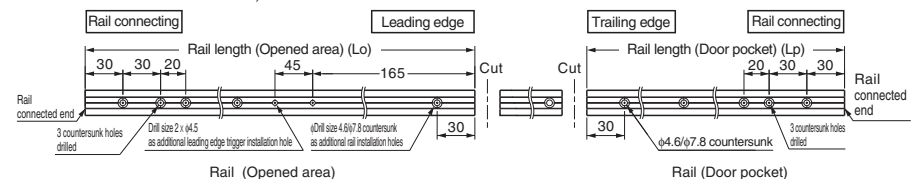


Pocket Door Upper Track Dimensions

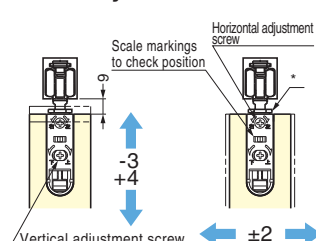
With two rails of 860 mm or 1260 mm



With one rail of 1860 mm, 2760 mm or 3960 mm



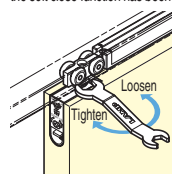
Door Adjustment



*Includes nuts to prevent springing up
• Can be adjusted with one \oplus No. 2 screwdriver.
• Incremental markings are provided for horizontal adjustment from the end of the door.

Internal mechanism prevents bouncing during closing

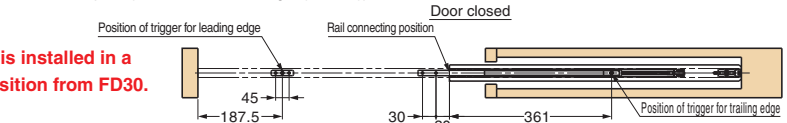
Prevents the door from bouncing up after the soft close function has been activated.



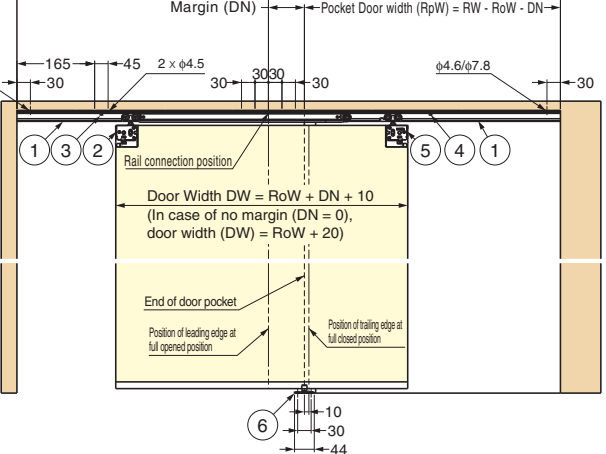
After adjusting, tighten the spring-up prevention nuts (necessary parts (2) and (5)) using the spanner (included with closer) with a nominal size of 12 until the nuts come into contact with the upper track.

Door overlap 10 (20 if there is no margin (DN = 0))

The trigger is installed in a different position from FD30.



Opening width (RW)
Rail length on opening side (Lo) = RoW
Margin (DN)
Rail length on pocket door side (Lp) = RW - RoW
Pocket Door width (RpW) = RW - RoW - DN



Type of Pocket Door Upper Track

Included screws: Cross-recessed flat head tapping screws 3.5 x 25


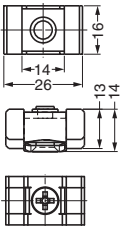
Specifications	Length	Silver		Amber		White	
		Item Code	Item Name	Item Code	Item Name	Item Code	Item Name
(1) Pocket Door Upper Track	860 mm	250-035-283	FD30-35EV-TRMP860-SL	250-035-288	FD30-35EV-TRMP860-UM	250-035-293	FD30-35EV-TRMP860-WT
	1260 mm	250-035-284	FD30-35EV-TRMP1260-SL	250-035-289	FD30-35EV-TRMP1260-UM	250-035-294	FD30-35EV-TRMP1260-WT
	1860 mm	250-035-285	FD30-35EV-TRMP1860-SL	250-035-290	FD30-35EV-TRMP1860-UM	250-035-295	FD30-35EV-TRMP1860-WT
	2760 mm	250-035-286	FD30-35EV-TRMP2760-SL	250-035-291	FD30-35EV-TRMP2760-UM	250-035-296	FD30-35EV-TRMP2760-WT
	3960 mm	250-035-287	FD30-35EV-TRMP3960-SL	250-035-292	FD30-35EV-TRMP3960-UM	250-035-297	FD30-35EV-TRMP3960-WT

ARCHITECTURAL
DOOR HARDWARE

TOP MOUNTED SLIDING DOOR

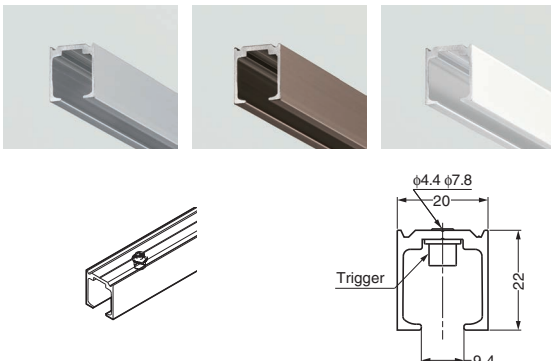
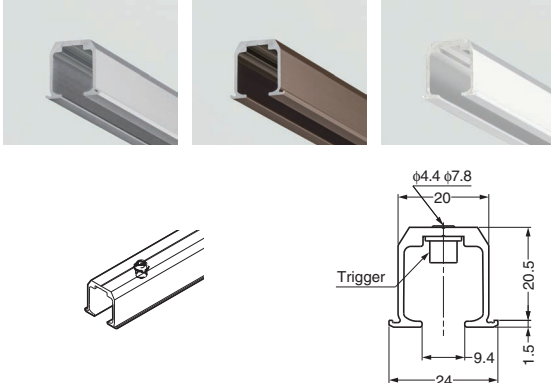
SUGATSUNE

PARTS TABLE

Compatible Products	Name	Dimensions	Specifications	Item Code Item Name	CAD
FD 35EV	BUMPER BLOCK	 	<p>A bumper that can be used with the Two-Way Soft Close or Single Soft Close.</p> <ul style="list-style-type: none"> Material: Steel/ethylene propylene rubber (EPDM) Finish: Coloured chromate finish (trivalent)/grey 	<p>250-034-114 FD35EV-HBB</p>	-


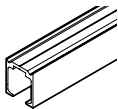
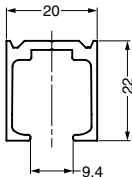

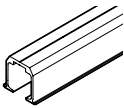
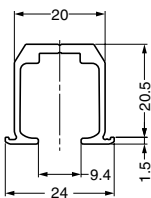
SOFT CLOSE UPPER TRACK

An end plate to cover the end of the top rail and a cleaner to remove shavings left over after cutting the upper track are also available.

Compatible Products	Name	Dimensions	Specifications	Item Code Item Name	CAD
FD 35EV	SOFT CLOSE UPPER TRACK (Surface mount)	 <p>Caution Do not cut the trigger end. This will cause the soft closing mechanism to stop working.</p>	<p>A dedicated soft close trigger is installed for easy mounting. This surface mount upper track has a rail width of 20 mm.</p> <p>*Material Aluminium alloy</p> <p>*Finish Silver: Silver anodised + coating/clear Amber: Amber anodised + coating/clear White: Anodised + coating/white</p> <p>Recommended Screw Size 3.5 x 25 cross-recessed flat head tapping screws</p>	<p>Length 1820 mm 250-033-825 FD35EV-TRM1820SC-SL</p> <p>Length 2000 mm 250-035-935 FD35EV-TRM2000SC-SL</p> <p>Length 2730 mm 250-033-826 FD35EV-TRM2730SC-SL</p> <p>Length 3000 mm 250-035-936 FD35EV-TRM3000SC-SL</p> <p>Length 3640 mm 250-033-827 FD35EV-TRM3640SC-SL</p> <p>Length 4000 mm 250-035-937 FD35EV-TRM4000SC-SL</p> <p>Length 1820 mm 250-033-828 FD35EV-TRM1820SC-UM</p> <p>Length 2000 mm 250-035-938 FD35EV-TRM2000SC-UM</p> <p>Length 2730 mm 250-033-829 FD35EV-TRM2730SC-UM</p> <p>Length 3000 mm 250-035-939 FD35EV-TRM3000SC-UM</p> <p>Length 3640 mm 250-033-830 FD35EV-TRM3640SC-UM</p> <p>Length 4000 mm 250-035-940 FD35EV-TRM4000SC-UM</p> <p>Length 1820 mm 250-033-831 FD35EV-TRM1820SC-WT</p> <p>Length 2730 mm 250-033-832 FD35EV-TRM2730SC-WT</p> <p>Length 3640 mm 250-033-833 FD35EV-TRM3640SC-WT</p>	-
	SOFT CLOSE UPPER TRACK (Recessed mount)	 <p>Caution Do not cut the trigger end. This will cause the soft closing mechanism to stop working.</p>	<p>A dedicated soft close trigger is installed for easy mounting. This recessed upper track has a rail width of 20 mm.</p> <p>*Material Aluminium alloy</p> <p>*Finish Silver: Silver anodised + coating/clear Amber: Amber anodised + coating/clear White: Anodised + coating/white</p> <p>Recommended Screw Size 3.5 x 25 cross-recessed flat head tapping screws</p>	<p>Length 1820 mm 250-033-843 FD35EV-TRH1820SC-SL</p> <p>Length 2000 mm 250-035-947 FD35EV-TRH2000SC-SL</p> <p>Length 2730 mm 250-033-844 FD35EV-TRH2730SC-SL</p> <p>Length 3000 mm 250-035-948 FD35EV-TRH3000SC-SL</p> <p>Length 3640 mm 250-033-845 FD35EV-TRH3640SC-SL</p> <p>Length 4000 mm 250-035-949 FD35EV-TRH4000SC-SL</p> <p>Length 1820 mm 250-033-846 FD35EV-TRH1820SC-UM</p> <p>Length 2000 mm 250-035-950 FD35EV-TRH2000SC-UM</p> <p>Length 2730 mm 250-033-847 FD35EV-TRH2730SC-UM</p> <p>Length 3000 mm 250-035-951 FD35EV-TRH3000SC-UM</p> <p>Length 3640 mm 250-033-848 FD35EV-TRH3640SC-UM</p> <p>Length 4000 mm 250-035-952 FD35EV-TRH4000SC-UM</p> <p>Length 1820 mm 250-033-849 FD35EV-TRH1820SC-WT</p> <p>Length 2730 mm 250-033-850 FD35EV-TRH2730SC-WT</p> <p>Length 3640 mm 250-033-851 FD35EV-TRH3640SC-WT</p>	-


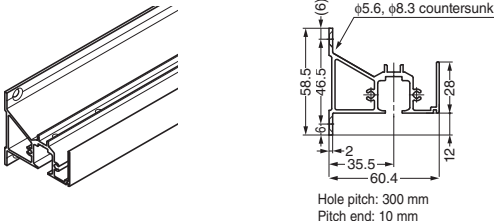









STANDARD UPPER TRACK

An end plate to cover the end of the top rail and a cleaner to remove shavings left over after cutting the upper track are also available.

Compatible Products	Name	Dimensions	Specifications	Item Code Item Name	CAD
FD 35EV	UPPER TRACK: STANDARD (Surface mount) 	 	<p>This surface mount upper track has a rail width of 20 mm.</p> <p>•Material Aluminium alloy</p> <p>•Finish Silver: Silver anodised + coating/clear Amber: Amber anodised + coating/clear White: Anodised + coating/white</p> <p>Recommended Screw Size 3.5 x 25 cross-recessed flat head tapping screws</p>	Length 1820 mm 250-033-816 FD35EV-TRM1820-SL	-
				Length 2000 mm 250-035-929 FD35EV-TRM2000-SL	-
				Length 2730 mm 250-033-817 FD35EV-TRM2730-SL	-
				Length 3000 mm 250-035-930 FD35EV-TRM3000-SL	-
				Length 3640 mm 250-033-818 FD35EV-TRM3640-SL	-
				Length 4000 mm 250-035-931 FD35EV-TRM4000-SL	-
				Length 1820 mm 250-033-819 FD35EV-TRM1820-UM	-
				Length 2000 mm 250-035-932 FD35EV-TRM2000-UM	-
				Length 2730 mm 250-033-820 FD35EV-TRM2730-UM	-
				Length 3000 mm 250-035-933 FD35EV-TRM3000-UM	-
				Length 3640 mm 250-033-821 FD35EV-TRM3640-UM	-
				Length 4000 mm 250-035-934 FD35EV-TRM4000-UM	-
				Length 1820 mm 250-033-822 FD35EV-TRM1820-WT	-
				Length 2730 mm 250-033-823 FD35EV-TRM2730-WT	-
				Length 3640 mm 250-033-824 FD35EV-TRM3640-WT	-
	UPPER TRACK: STANDARD (Recessed mount) 	 	<p>This recessed upper track has a rail width of 20 mm.</p> <p>•Material Aluminium alloy</p> <p>•Finish Silver: Silver anodised + coating/clear Amber: Amber anodised + coating/clear White: Anodised + coating/white</p> <p>Recommended Screw Size 3.5 x 25 cross-recessed flat head tapping screws</p>	Length 1820 mm 250-033-834 FD35EV-TRH1820-SL	-
				Length 2000 mm 250-035-941 FD35EV-TRH2000-SL	-
				Length 2730 mm 250-033-835 FD35EV-TRH2730-SL	-
				Length 3000 mm 250-035-942 FD35EV-TRH3000-SL	-
				Length 3640 mm 250-033-836 FD35EV-TRH3640-SL	-
				Length 4000 mm 250-035-943 FD35EV-TRH4000-SL	-
				Length 1820 mm 250-033-837 FD35EV-TRH1820-UM	-
				Length 2000 mm 250-035-944 FD35EV-TRH2000-UM	-
				Length 2730 mm 250-033-838 FD35EV-TRH2730-UM	-
				Length 3000 mm 250-035-945 FD35EV-TRH3000-UM	-
				Length 3640 mm 250-033-839 FD35EV-TRH3640-UM	-
				Length 4000 mm 250-035-946 FD35EV-TRH4000-UM	-
				Length 1820 mm 250-033-840 FD35EV-TRH1820-WT	-
				Length 2730 mm 250-033-841 FD35EV-TRH2730-WT	-
				Length 3640 mm 250-033-842 FD35EV-TRH3640-WT	-


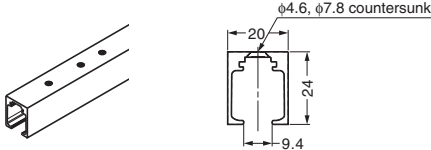
OUTSET UPPER TRACK

A side cover to cover the end of the top rail and a cleaner to remove shavings left over after cutting the upper track are also available.

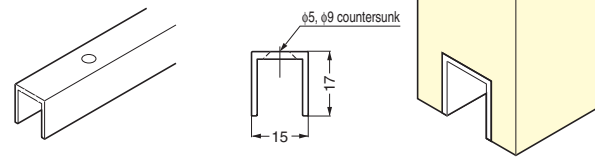
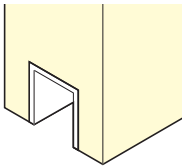


Compatible Products	Name	Dimensions	Specifications		Item Code Item Name	CAD	
FD 35EV	OUTSET UPPER TRACK	  <p>Hole pitch: 300 mm Pitch end: 10 mm</p>	*Material Aluminium alloy * Finish: Silver anodised + coating/ clear Included screws Size 4 x 40 cross-recessed flat head tapping screws	Silver	Length 2120 mm	250-041-957 FD35EV-TRA2120-SL	
					Length 2420 mm	250-041-960 FD35EV-TRA2420-SL	
					Length 2720 mm	250-041-963 FD35EV-TRA2720-SL	
			*Material Aluminium alloy * Finish: Amber anodised + coating/clearIncluded screws Size 4 x 40 cross-recessed flat head tapping screws (antique copper finish)	Amber	Length 2120 mm	250-041-958 FD35EV-TRA2120-UM	
					Length 2420 mm	250-041-961 FD35EV-TRA2420-UM	
					Length 2720 mm	250-041-964 FD35EV-TRA2720-UM	
			*Material Aluminium alloy * Finish: Anodised + coating/white Included screws Size 4 x 40 cross-recessed flat head tapping screws (flat head: coating/white)	White	Length 2120 mm	250-041-959 FD35EV-TRA2120-WT	
					Length 2420 mm	250-041-962 FD35EV-TRA2420-WT	
					Length 2720 mm	250-041-965 FD35EV-TRA2720-WT	

POCKET DOOR UPPER TRACK

A cleaner to remove shavings left over after cutting the upper track is also available.

Compatible Products	Name	Dimensions	Specifications		Item Code Item Name	CAD	
FD 35EV	POCKET DOOR UPPER TRACK (Surface mount)	 	*Material Aluminium alloy *Finish Silver anodised + coating/clear Included screws Size 3.5 x 25 cross-recessed flat head tapping screws (chromate finish (trivalent))	Silver	Length 860 mm	250-035-283 FD30-35EV-TRMP860-SL	-
					Length 1260 mm	250-035-284 FD30-35EV-TRMP1260-SL	-
					Length 1860 mm	250-035-285 FD30-35EV-TRMP1860-SL	-
					Length 2760 mm	250-035-286 FD30-35EV-TRMP2760-SL	-
					Length 3960 mm	250-035-287 FD30-35EV-TRMP3960-SL	-
			*Material Aluminium alloy *Finish Amber anodised + coating/clear Included screws Size 3.5 x 25 cross-recessed flat head tapping screws (antique copper finish)	Amber	Length 860 mm	250-035-288 FD30-35EV-TRMP860-UM	-
					Length 1260 mm	250-035-289 FD30-35EV-TRMP1260-UM	-
					Length 1860 mm	250-035-290 FD30-35EV-TRMP1860-UM	-
					Length 2760 mm	250-035-291 FD30-35EV-TRMP2760-UM	-
					Length 3960 mm	250-035-292 FD30-35EV-TRMP3960-UM	-
			*Material Aluminium alloy *Finish Anodised + coating/white Included screws Size 3.5 x 25 cross-recessed flat head tapping screws (flat head: coating/white)	White	Length 860 mm	250-035-293 FD30-35EV-TRMP860-WT	-
					Length 1260 mm	250-035-294 FD30-35EV-TRMP1260-WT	-
					Length 1860 mm	250-035-295 FD30-35EV-TRMP1860-WT	-
					Length 2760 mm	250-035-296 FD30-35EV-TRMP2760-WT	-
					Length 3960 mm	250-035-297 FD30-35EV-TRMP3960-WT	-
See the Pocket Door Upper Track Dimensions for details such as the hole size.							

RECOMMENDED OPTIONS

Compatible Products	Name	Dimensions	Mounting Example	Specifications	Item Code Item Name	CAD	
FD 35EV	EMBEDDED LOWER GUIDE RAIL	 <p>For all products in the FD Series.</p>		Recessed rail	Length 1000 mm	250-021-996 FD30-HBRT1000SIL	
				<ul style="list-style-type: none">• Material: Aluminium alloy• Finish: Silver anodised + coating /clear	Length 1500 mm	250-019-971 FD30-HBRT1500SIL	

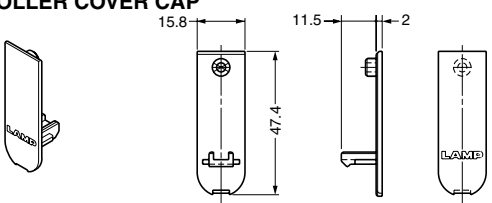
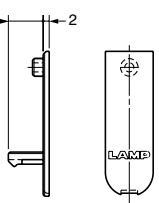
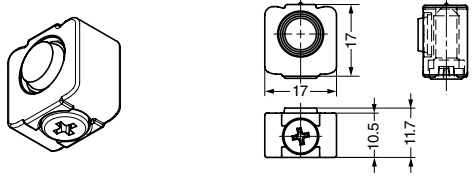


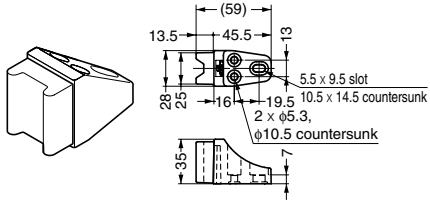
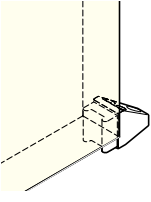

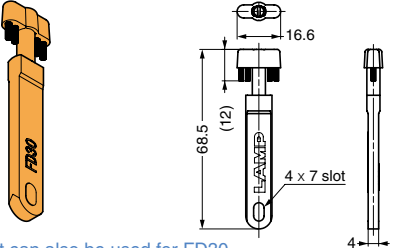
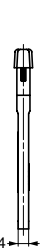
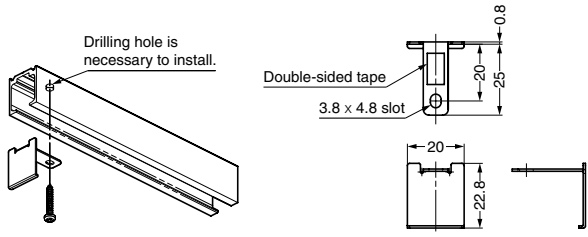

OUTSET PARTS

Compatible Products	Name	Dimensions	Specifications	Item Code Item Name	CAD	
FD 35EV	OUTSET TRIGGER		<p>The retrofit trigger included with the Two-Way Soft Close includes installation screws and nuts for the Outset Upper Track.</p> <ul style="list-style-type: none">Material: SteelFinish: Coloured chromate finish (trivalent) <p>Trigger (2 pcs) Included: Size 4 x 10 cross-recessed flat head screws (flat head $\phi 6$) (2 pcs) Hex M4 nuts (4 pcs)</p>	250-041-954 FD35EV-TRA-TRG		
	SIDE COVER (for Outset Track) PAT		<p>OUTSET TRACK COVER</p> <ul style="list-style-type: none">Material: Steel/ABS resinFinish/Colour: Chromate finish/grey, brown, white <p>Included screws: Size 4 x 25 cross-recessed flat head S-Tite screws (flat head $\phi 6$) (4 pcs)</p>	Grey (1 each on left and right)	250-022-273 FD30-HASC-GR	
	(with stopper plate)			Brown (1 each on left and right)	250-022-449 FD30-HASC-BR	
				White (1 each on left and right)	250-025-640 FD30-HASC-WT	
	DOOR STOPPER (for Upper Track)		<p>A door stopper that can be installed on the upper track. See the Stacking Dimensions if using an upper track other than the Outset Upper Track.</p> <ul style="list-style-type: none">Material: Zinc alloy/elastomerFinish/colour: Silver coating/grey <p>Included: Size 4 x 25 cross-recessed pan head tapping screws (2 pcs) Size M4 x 16 cross-recessed pan head screws (2 pcs) Size M4 hex nuts (2 pcs)</p>	250-041-955 FD35EV-TRA-STP		
DOOR STOPPER (Floor Mount)		<p>A floor mounting door stopper for doors that do not touch the top frame.</p> <ul style="list-style-type: none">Material: Zinc alloy (ZDC)/elastomerFinish/colour: Coloured chromate finish (trivalent)/grey <p>Included screws: Size 4 x 30 cross-recessed pan head tapping screws (3 pcs)</p>	250-041-956 FD35EV-FSTP			

POCKET DOOR PARTS

Compatible Products	Name	Dimensions	Specifications	Item Code Item Name	CAD
FD 35EV	POCKET DOOR TRIGGER (for leading edge)		<p>A trigger for the leading edge of the pocket door.</p> <ul style="list-style-type: none"> Material: Steel Finish: Black chromate finish (trivalent) <p>Included screws: Size 4 x 30 cross-recessed flat head tapping screws (countersunk head diameter 6, black chromate finish (trivalent)) (2 pcs)</p>	250-035-299 FD35EV-TRGPF	-
	POCKET DOOR TRIGGER (for trailing edge)		<p>A trigger for the trailing edge of the pocket door.</p> <ul style="list-style-type: none"> Material: Steel Finish: Black chromate finish (trivalent) <p>Included screws: Size 4 x 30 cross-recessed flat head tapping screws (countersunk head diameter 6, black chromate finish (trivalent)) (2 pcs)</p>	250-035-298 FD35EV-TRGPB	-

OPTIONAL ITEMS

Compatible Products	Name	Dimensions	Mounting Example	Specifications	Item Code Item Name	CAD
FD 35EV	UPPER ROLLER COVER CAP			<p>A cover cap for the upper roller.</p> <ul style="list-style-type: none"> Material: Polypropylene (PP) Colours: White, light brown, dark brown 	<p>White 250-020-777 FD50-WRH-CP-WT</p> <p>Light brown 250-020-775 FD50-WRH-CP-LBR</p> <p>Dark brown 250-020-776 FD50-WRH-CP-DBR</p>	-
	SPACER BLOCK			<p>Ideal for sliding doors with a 90° outer corner storage. Can be used with the Two-Way Soft Close (recessed type) if the upper track is recessed in the upper frame. Cannot be used with the Pocket Door Upper Track. See the Outer Corner Spacer Block for an illustration of the storage and details on the installation method.</p> <ul style="list-style-type: none"> Main material: Zinc alloy/polyurethane (PUR) Finish: Coloured chromate finish (trivalent) Included screws Size 4.5 x 40 cross-recessed pan head tapping screw (1 pc) 	250-041-235 FD35EV-HSPB	
	DOOR STOPPER (FLOOR MOUNT)			<p>A floor mounting door stopper for doors that do not touch the top frame.</p> <ul style="list-style-type: none"> Material: Zinc alloy/rubber Finish: Silver painting/black Included screws Size 4 x 30 cross-recessed binding head tapping screw (3 pcs) 	250-018-497 FD30-HTKY	
	CLEANER FOR UPPER TRACK			<p>A brush for cleaning debris from the FD35EV upper track, such as shavings left over after cutting.</p> <ul style="list-style-type: none"> Material: Polypropylene (PP)/polyamide (PA) Colour: Orange 	250-025-992 FD30-TRC	-
	END PLATE FOR UPPER TRACK			<p>A cover to conceal the end of the FD35EV upper track.</p> <ul style="list-style-type: none"> Material: Steel (SECC) Finish: Baked acrylic finish Included screws Size 3.5 x 20 cross-recessed pan head tapping screws Caution: Cannot be used with the Pocket Door Upper Track as the cross-sectional dimensions are different. 	<p>Silver 250-036-278 FD35EV-TREP-SL</p> <p>Amber 250-036-279 FD35EV-TREP-UM</p> <p>White 250-036-280 FD35EV-TREP-WT</p>	-