



LAMP. CABINET LOCK WITH DIAL **DIT-19**



Search key DIT-SK

- Turn the dial to lock/unlock.
- One-touch installation.
- Able to switch to Changing Mode or Fixing Mode:  
Changing Mode - Changing the key number according to users.  
Fixing Mode - Applied the same number as registered.
- Possible to search the number to unlock with Search Key (sold separately).
- Without-latch type also available as special order.
- Possible to engrave any number on body above the dial.

Application

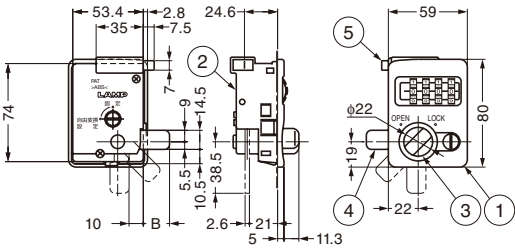
- Lockers in public space

Remarks

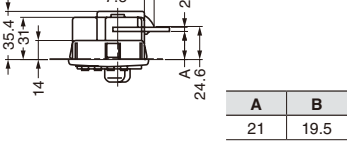
- Use bracket when applying to wood board (available at surcharge).
- First dial number is "0000".
- Adjust number along the centre line to avoid malfunction.

Optional Parts

- Search Key DIT-SK

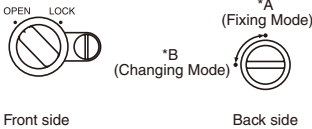


Cut Out Dimensions



No.	Part Name	Material	Finish/Colour
①	Body	ABS	White
②	Case	ABS	White
③	Knob	ABS	White
④	Cam	Steel	Yellow Zinc Chromate
⑤	Latch	Polyacetal (POM)	White

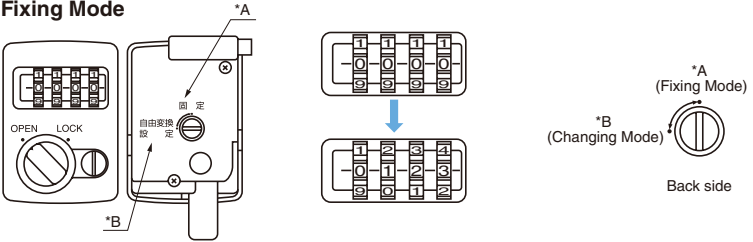
Changing Mode



1. Turn the knob to "OPEN" on front side.  
Turn the slot to \*B on back side.

2. Set new number and turn the knob to "LOCK" on front side.

Fixing Mode



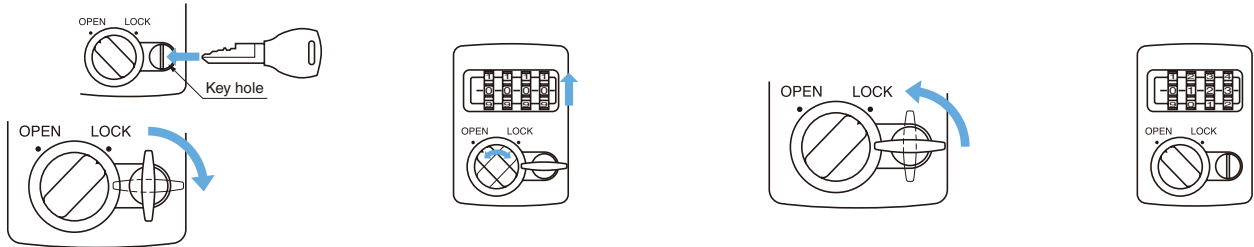
1. Turn the knob to "OPEN" on front side.  
Turn the slot to \*B on back side.

\*Before setting new number, please open the door.

2. Set new number.

3. Turn the slot to \*A on back side.

How to Search Dial Number



1. Insert Search Key and turn clockwise.

2. Turn each dials till click (the number clicked is your dial number).

3. Turn Search Key counter-clockwise and remove.

4. Turn the knob to "OPEN" to unlock.

Body

Item Code	Item Name	Door Thickness	Weight	Carton
150-014-156	<b>DIT-19</b>	0.8	162 g	80 pcs

Search Key (Sold Separately)

Item Code	Item Name	Weight
150-014-157	<b>DIT-SK</b>	11 g