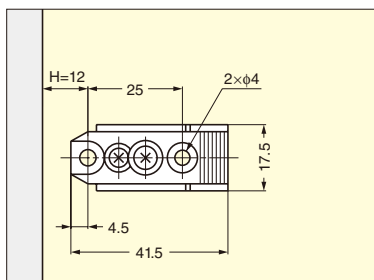


MOUNTING PLATE 100 SERIES

LAMP. STANDARD TYPE 100-03A

Latest Info



Value of H: Door thickness + 17 mm in use of INSET type (Door thickness + 12 mm in use of INSET type of H160 or 170 hinge).



*The finish has been changed. Please check with actual item.

- Overlay adjustable.
- Standard height: 0 mm

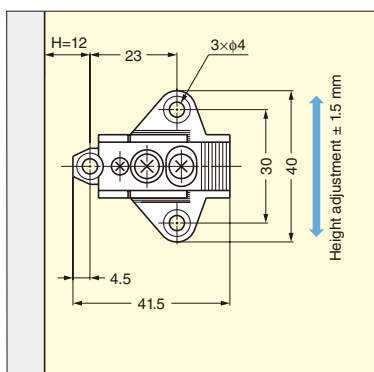
Recommended Screw

- Size 3.5 tapping screw or wood screw (do not use flat head screws).

Item Code	Item Name	Material	Finish	Weight	Carton
160-074-083	100-03A	Zinc Alloy (ZDC)/Steel	Nickel/Yellow Zinc Chromate	28 g	800 pcs

LAMP. SYSTEM 30 TYPE 100-04A-W-30

Latest Info



*The finish has been changed. Please check with actual item.

- Overlay and height adjustable.
- Standard height: 0 mm

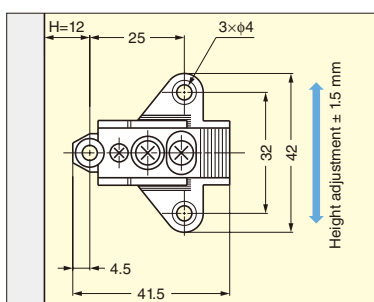
Recommended Screw

- Size 3.5 tapping screw or wood screw (do not use flat head screws).

Item Code	Item Name	Material	Finish	Weight	Carton
160-074-115	100-04A-W-30	Steel	Chrome/Yellow Zinc Chromate	32 g	800 pcs

LAMP. SYSTEM 32 TYPE 100-04A-W-32

Latest Info



Value of H: Door thickness + 17 mm in use of INSET type (Door thickness + 12 mm in use of INSET type of H160 or 170 hinge).



*The finish has been changed. Please check with actual item.

- Overlay and height adjustable.
- Standard height: 0 mm

Recommended Screw

- Size 3.5 tapping screw or wood screw (do not use flat head screws).

Item Code	Item Name	Material	Finish	Weight	Carton
160-074-116	100-04A-W-32	Steel	Chrome/Yellow Zinc Chromate	33 g	800 pcs

SELECTION GUIDE

HES CONCEALED HINGES

CONCEALED HINGES

DAMPER HINGES

TORQUE HINGES

GLASS HINGES

PIVOT HINGES

TABLETOP HINGES

DETENT HINGES

BUTT HINGES

LIFT-OFF HINGES

PIANO HINGES

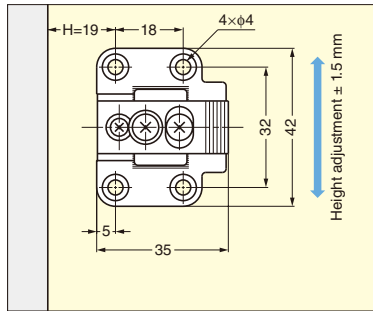
SPRING HINGES

ANGLE HINGES

GRAVITY HINGES

MOUNTING PLATE 100 SERIES

LAMP SYSTEM 32 TYPE 100-06AW



Value of H: Door thickness + 17 mm in use of INSET type (Door thickness + 12 mm in use of INSET type of H160 or 170 hinge).



*The finish has been changed. Please check with actual item.

- Overlay and height adjustable.
- Standard height: 0 mm

Recommended Screw

- Size 3.5 tapping screw or wood screw (do not use flat head screws).

Item Code	Item Name	Material	Finish	Weight	Carton
160-074-171	100-06AW	Steel	Chrome/Yellow Zinc Chromate	37 g	400 pcs

SELECTION GUIDE

HES CONCEALED HINGES

CONCEALED HINGES

DAMPER HINGES

TORQUE HINGES

GLASS HINGES

PIVOT HINGES

TABLETOP HINGES

DETENT HINGES

BUTT HINGES

LIFT-OFF HINGES

PIANO HINGES

SPRING HINGES

ANGLE HINGES

GRAVITY HINGES

LAMP SPACER FOR 100 SERIES MOUNTING PLATE 100-DP2-32



- Used to make overlay 2 mm smaller.

Use with the following mounting plates:

100-04A-32-3 100-04A-W-32
100-P4A-32-SUS304B

Item Code	Item Name	Material	Colour	Weight	Box	Carton
160-074-107	100-DP2-32	Polyamide (PA)	Ivory	2 g	800 pcs	3200 pcs

LAMP SPACER FOR 100 SERIES MOUNTING PLATE 100-DP2-06



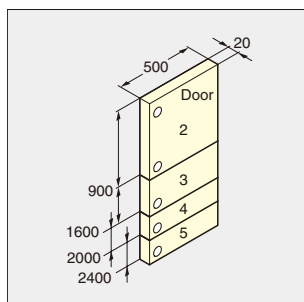
- Used to make overlay 2 mm smaller.

Use with the following mounting plates:

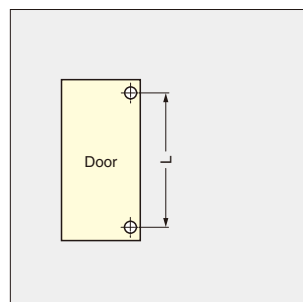
100-06 100-06AW
100-06A

Item Code	Item Name	Material	Colour	Weight	Box	Carton
160-074-145	100-DP2-06	Polyamide (PA)	Ivory	3 g	800 pcs	3200 pcs

RECOMMENDED NUMBER OF HINGES PER DOOR



This chart can serve as a guide for determining the number of hinges per door.



L: The distance between the top and bottom hinges must be greater than the width of the door.