



V2 Draw Latch

Over-center · Small

- Torsion spring to accommodate application variances

Material and Finish

Stainless steel or steel, zinc plated

Performance Details

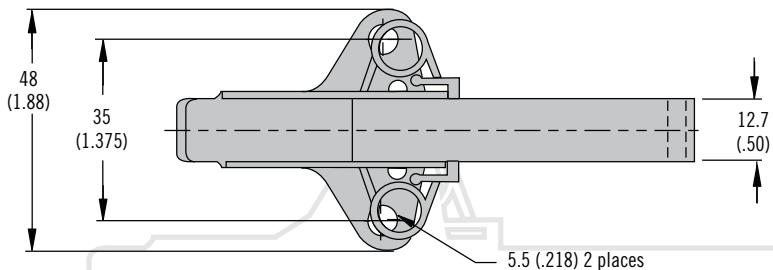
Steel

Clamping force:
330 N (75 lbf) Min.
700 N (160 lbf) Max.

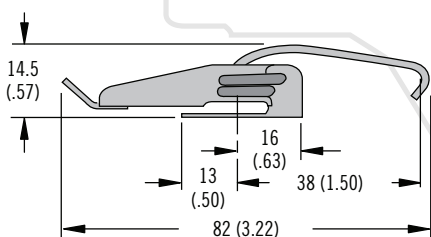
Stainless Steel
Clamping force:
260 N (60 lbf) Min.
530 N (120 lbf) Max.

Notes

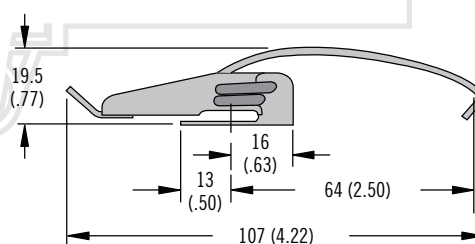
Spring loaded anchor plate compensates up to 2.3 (0.09) for irregularities in sealing and gasket set



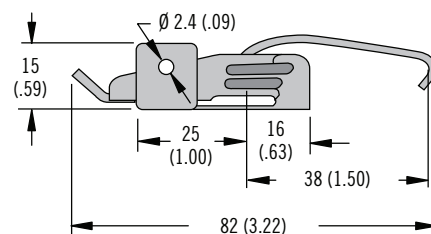
Short Blade



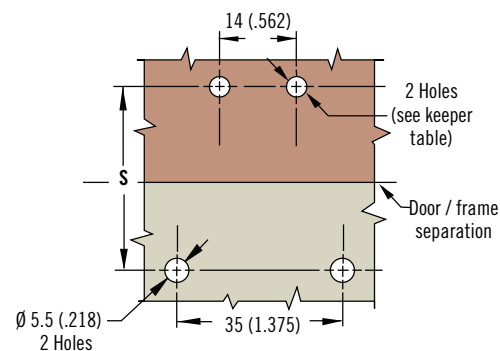
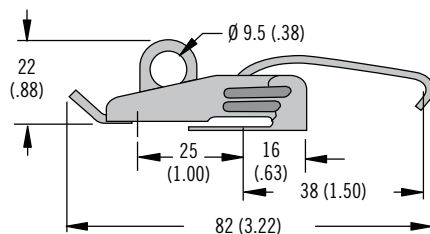
Long Blade



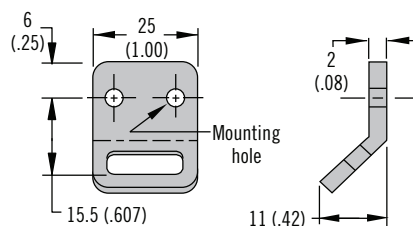
Wire Sealing



Padlockable



Keeper



Part Number

See table

Order latch and keeper separately

Description	Style	S Dimension		Part Number	
		Min.	Max.	Steel	Stainless Steel
Latch	Short blade	55 (2.17)	57.3 (2.26)	V2-0025-07	V2-0025-52
	Long blade	80.7 (3.17)	83 (3.26)	V2-0068-07	~
	Wire sealing	55 (2.17)	57.3 (2.26)	V2-0034-07	V2-0034-52
	Padlockable	55 (2.17)	57.3 (2.26)	V2-0026-07	V2-0026-52
Keeper	3.4 (.135) mounting holes			V2-0018-07	V2-0018-52
	5.5 (.218) mounting holes			V2-0054-07	V2-0054-52

Dimensions in millimeters (inch) unless otherwise stated