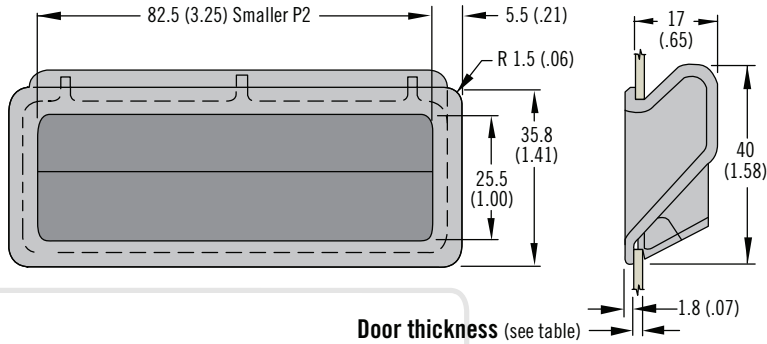


# P2 Flush Pull

Low profile · Lift or pull · Single hole mount

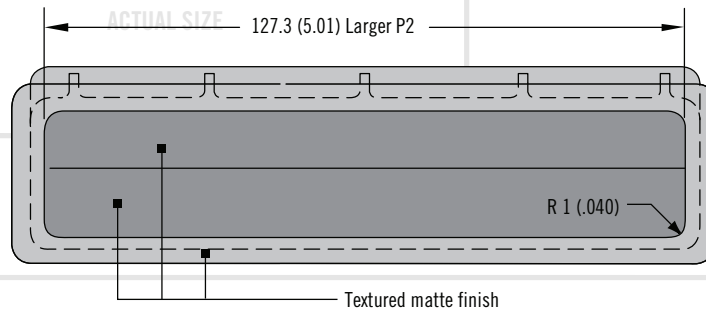


Small

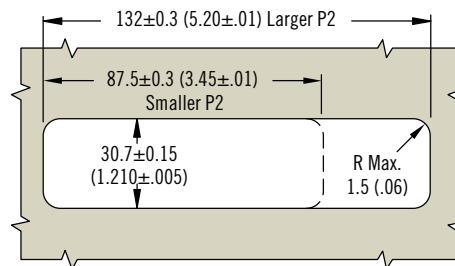
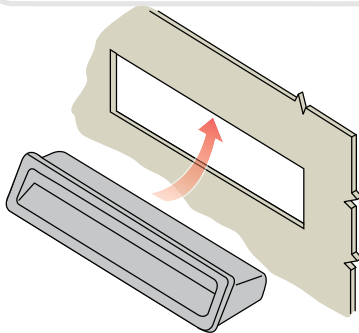


Door thickness (see table)

Large



ACTUAL SIZE



- Snap-in installation
- 2 sizes

## Material and Finish

ABS plastic, black

## Performance Details

Max. static load:

Lifting / pulling: 1300 N (300 lbf)



Pushing / sliding: 450 N (100 lbf)



Flammability rating:

UL94-HB or UL94-V0

Operating temperature range:

-50°C (-60°F) to 60°C (140°F)

## Notes

Performance details are based on installation in a 1.2 (.048) steel door. Max. loads are limited by door strength.

Door Thickness Range		Part Number			
		Small		Large	
Min.	Max.	UL94-HB	UL94-V0	UL94-HB	UL94-V0
1.0 (.040)	1.4 (.055)	P2-41	P2-41-1	P2-51	P2-51-1
1.4 (.055)	1.8 (.070)	P2-42	P2-42-1	P2-52	P2-52-1
1.8 (.070)	2.1 (.085)	P2-43	P2-43-1	P2-53	P2-53-1
2.1 (.085)	2.5 (.100)	P2-44	P2-44-1	P2-54	P2-54-1

## Part Number

See table