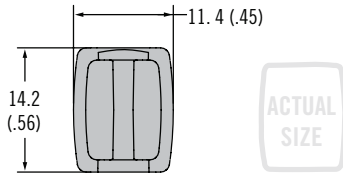


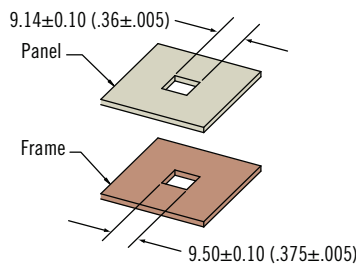
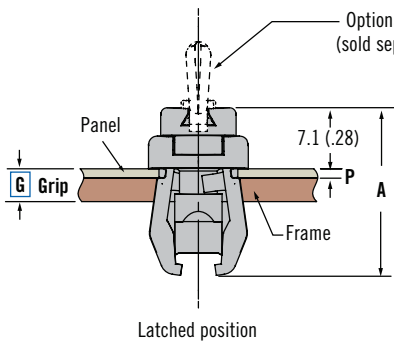
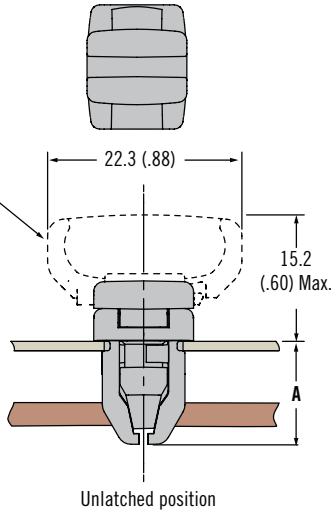
# NY DZUS® Q-Latch Quarter-Turn Fasteners Assembly



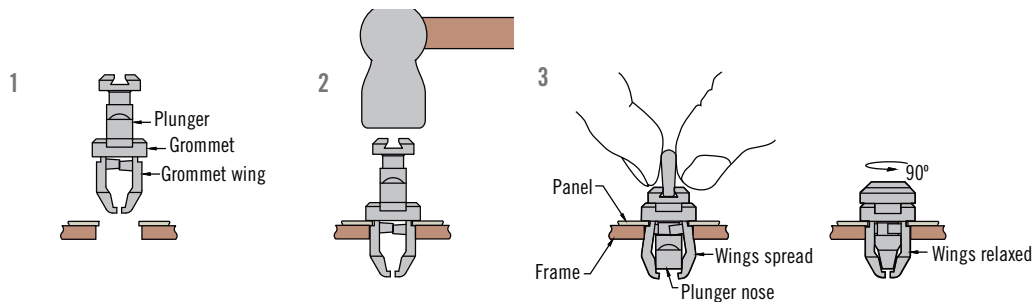
### Latched



### Unlatched



G	Grip Range		P Max.	A
	Min.	Max.		
1	1.50 (.059)	3.76 (.148)	1.0 (.042)	12.7 (.50)
2	1.93 (.076)	4.19 (.165)	1.5 (.057)	12.95 (.51)
3	3.00 (.118)	5.26 (.207)	2.5 (.098)	13.97 (.55)
4	4.62 (.182)	6.88 (.271)	4.1 (.162)	15.75 (.62)



- Surface install
- Panel mounted assembly

### Material and Finish

Acetal copolymer resin, black

82

85

D8

D1

D4

D7

NY

### NY Q-latch Installation notes

1. Insert assembly into outer panel.
2. Strike head of assembly to captivate assembly into outer panel.
3. Turn stud 90 degree to latch and unlatch.
4. Slide wing into slot

### Part Number Selection

Latch assembly shipped as one piece

Wing must be ordered separately

### Assembly

NY - N6 - G - F

### Optional Wing (order separately)

NY - H6 - F

#### G Grip range

- 1 1.50 - 3.76 (.059 - .148)
- 2 1.93 - 4.19 (.076 - .165)
- 3 3.00 - 5.26 (.118 - .207)
- 4 4.62 - 6.88 (.182 - .271)

#### F Finish

- 10 Polycarbonate, white
- 20 Polycarbonate, black
- 30 Polysulfone, black
- 31 Polysulfone, white