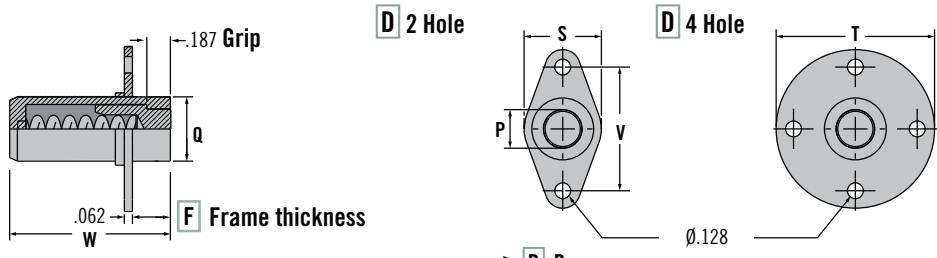


# LW Receptacle Assemblies



- Provides secure engagement in thin or soft materials
- Spring-loaded for assisted pin removal
- Provides dust / weather seal

### Material and Finish

Stainless steel

### Part Number Selection

Example: LW-1981-3C1-250  
 Receptacle, Ø 3/16 inch, 2 hole mount, .250 inch frame thickness

*Other options available. For complete details on variety, part numbers, installation and specification, go to*

**INFO CLIC** [www.southco.com/LW](http://www.southco.com/LW)

**LW - 1981 - D C B - F**

- B Base**  
 1 2 hole  
 2 4 hole

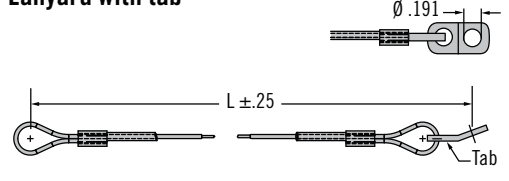
**F Frame thickness** - in thousands of an inch  
 (.032 to .500 inch standard, example inch 048 = .048 inch)

Nominal Receptacle Inside Diameter	D Size	Dimensions					
		Ø P +.001 -.000	Ø Q +.001 -.004	S	Ø T	V	W
3/16	3	.190	.375	.625	1.281	1.000	1.25
1/4	4	.250	.375	.625	1.281	1.000	1.25
5/16	5	.312	.500	.625	1.281	1.000	1.25
3/8	6	.375	.625	.750	1.406	1.125	1.31

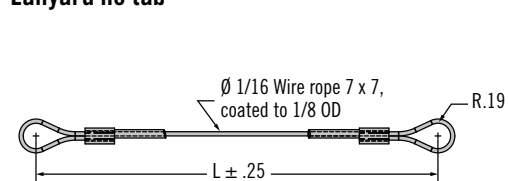
# LW Lanyard Assemblies



### Lanyard with tab



### Lanyard no tab



### Material and Finish

Cable: 300 Series stainless steel, vinyl coated  
 Tab: Aluminum

### Part Number Selection

Example: LW-1023-1-5-50  
 Lanyard, with tab, green vinyl coated, 5.5 inch long

*Other options available. For complete details on variety, part numbers, installation and specification, go to*

**INFO CLIC** [www.southco.com/LW](http://www.southco.com/LW)

**LW - 10 S - F - L - L**

- S Style**  
 23 With tab  
 36 No tab

- F Finish**  
 1 Green  
 2 Red  
 3 Black  
 4 Clear  
 5 Bare

**L Length**  
 (Part inches .99 inch max.)

**L Length**  
 (Full inches 4 inch min.)



Dimensions in inches unless otherwise stated