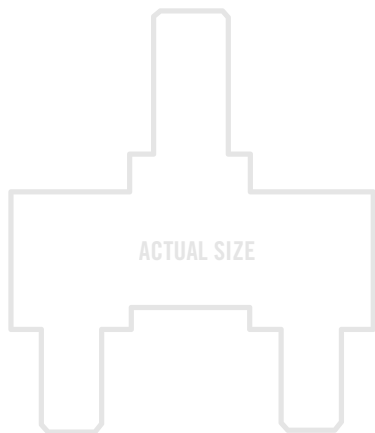
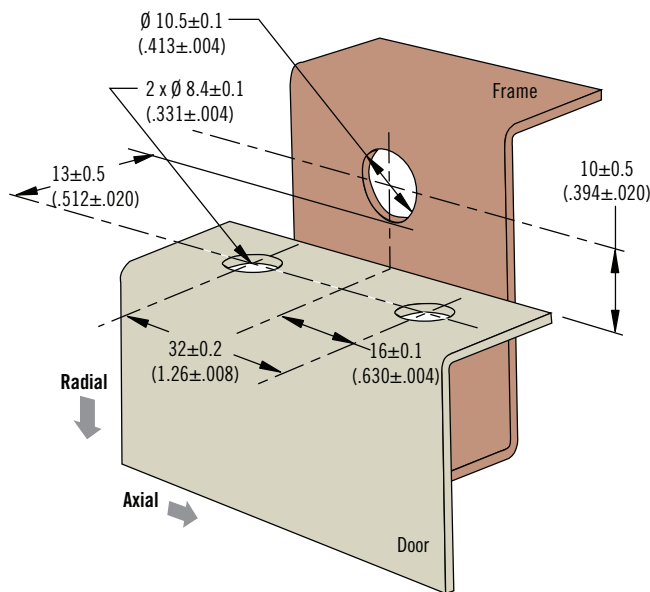
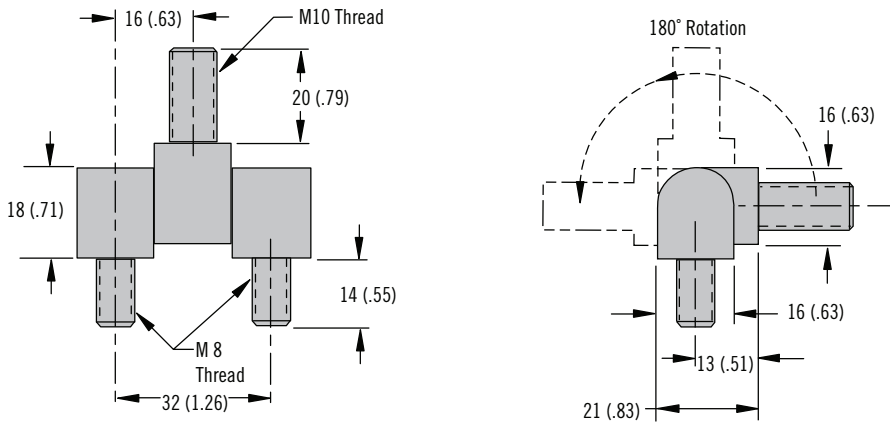


# EH Hinge

## In-line



447



### Part Number

EH-8R-5G-38

- Robust design withstands severe applications
- Concealed mounting hardware for added security
- Simple 3 hole installation

### Material and Finish

Brass and steel, chrome plated

### Performance Details

Radial load:

Max. working load:

5000 N (1120 lbf)

Axial load:

Max. working load:

5000 N (1120 lbf)

### Installation Notes

Screws not supplied.

Attach with M10 and M8 mounting nuts.

M10 stud Max. frame thickness:  
10 (.39)

M8 stud Max. door thickness:  
7 (.276)