

NOTES:

A. CABLE

UL 2464 [24AWG(7/0.20 TC)*4C]*1C,
UNSHIELDED, -30 TO 105° C
BLACK PVC JACKET

B. WIRE DESIGNATION TABLE

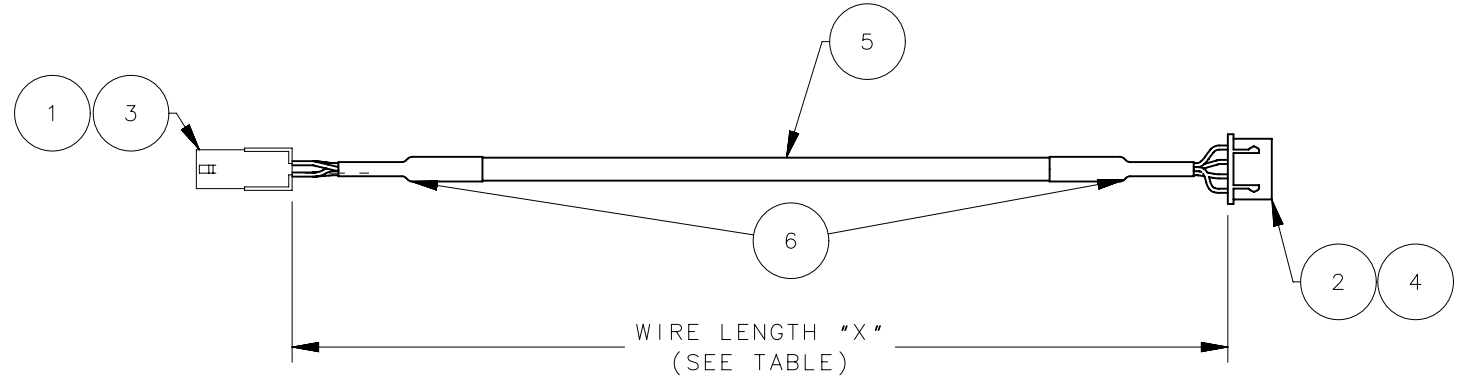
COLORS	J1	P1
BLACK	1	4
RED	2	1
GREEN	3	2
WHITE	4	3

C. MATERIALS COMPLY WITH RoHS
DIRECTIVE.

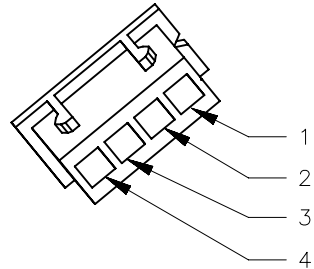
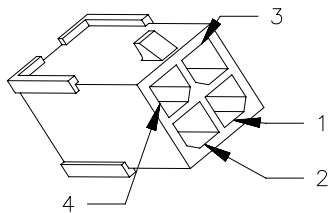
D. ALL TERMINATIONS TO BE IN ACCORDANCE
WITH MANUFACTURER'S SPECIFICATIONS.

F. ASSEMBLY IS COILED AND SEALED
IN POLYPROPYLENE BAG.

REVISION HISTORY			
REV	DATE	BY	DESCRIPTION
B	16JULY2012	ZNP/WJB	PRN: P2012-0936



WIRE LENGTH TABLE	
"X" LENGTH (mm)	
A	100
1	1000
2	2000
3	3000
4	4000
5	5000



J1 PIN DESIGNATION
(2:1 SCALED VIEW)

P1 PIN DESIGNATION
(2:1 SCALED VIEW)

6	HEATSHRINK TUBING	2			BLACK
5	CABLE	1			SEE NOTE A
4	CONTACT (P1)	4	JST: SXH-001T-P0.6 (ALT: WST: I25002BS OR I25002PS)		
3	CONTACT (J1)	4	MOLEX: 43031-0001 OR 43031-0007 (ALT: XXXXX)		
2	CONNECTOR (P1)	1	JST: XHP-4 (ALT: WST: P4-I25002)		
1	CONNECTOR (J1)	1	MOLEX: 43020-0401 (ALT: XXXXX)		
-	ASSEMBLY	1	EA-W23-X03-83		
NO.	PART NUMBER	QTY	TYPE OF COMPONENT	MATERIAL	GENERAL NOTES

THIRD ANGLE PROJECTION				southco [®] CONNECT • CREATE • INNOVATE	
MILLIMETERS [IN]					
TOLERANCES UNLESS OTHERWISE NOTED		DESCRIPTION WIRE HARNESS			
SURFACE AREA XXXXXmm ²		ALL DIMENSIONS WITHOUT TOLERANCES ARE FOR REFERENCE ONLY.		SIZE A4	SYSTEM NX
VOLUME XXXXXmm ³		PER ASME Y14.5M-1994		DWG NO. J-EA-W23-X03-83	
PROPRIETARY ITEM EXCEPT FOR USES EXPRESSLY GRANTED IN WRITING, INFORMATION DISCLOSED HEREON IS CONFIDENTIAL AND ALL RIGHTS, PATENT AND OTHERWISE, ARE RESERVED BY SOUTHCO, INC.		DRAWN BY ZNP	DATE 13MAY2012	SCALE 1:1	SHEET 1 OF 1