



E3 VISE ACTION® Compression Latch

Machined stainless steel housing · Tool operated
Adjustable grip · 19.1mm size

- Consistent pre-set compression
- Easy grip adjustment
- Premium finish and corrosion resistance
- EN 45545-3 E60 Compliant

Material and Finish

Stainless steel (304 and 316 machined)

Performance Details

Maximum static load:
600 N (136 lbf)

Sealing Notes

NEMA 4 and IP65 enabled using gasket supplied

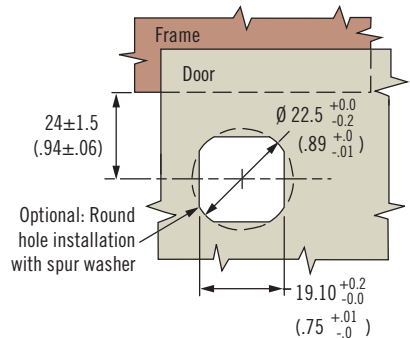
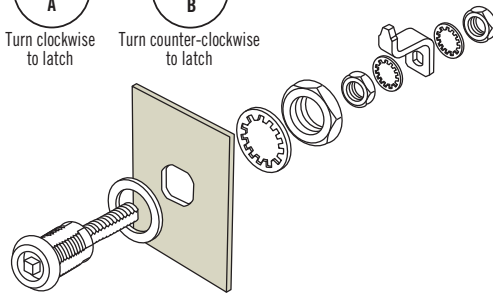
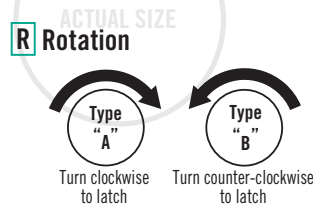
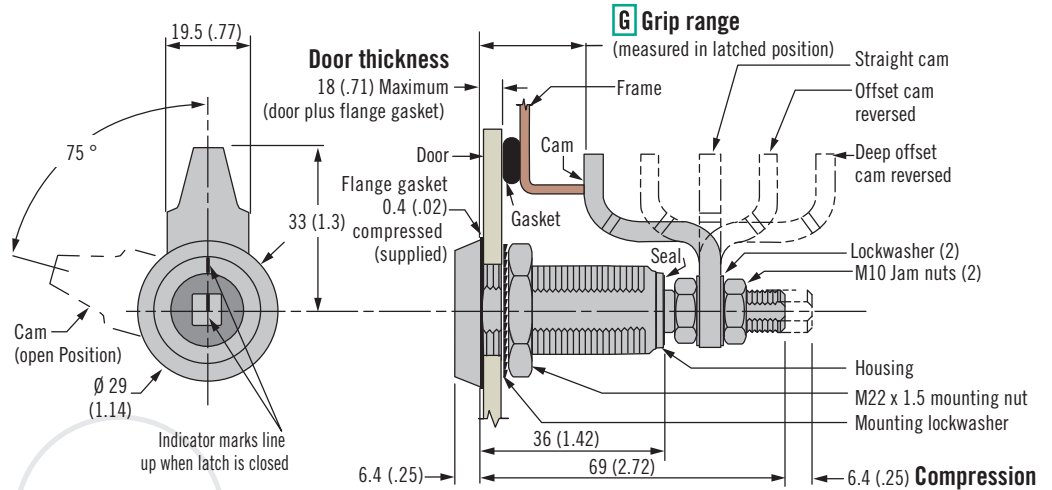
Keys and Accessories

See page 90

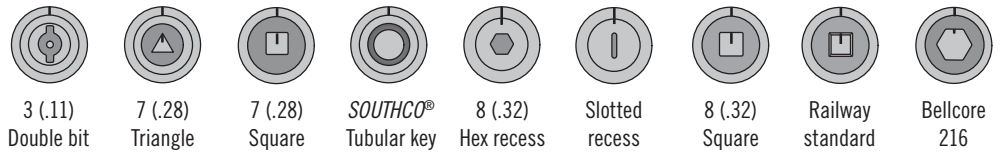
Installation Notes

Caution: Position cam so latching function can be achieved comfortably by hand.

Recommended tightening torque for the mounting nut is 20 N·m (176 in·lbf).



H Head Styles



Part Number Selection

See table

- H** Head Style
- | | | | |
|---|----------------------|----|------------------|
| 2 | 3 (.11) Double bit | 9 | Slotted recess |
| 3 | 7 (.28) Triangle | 10 | 8 (.32) Square |
| 4 | 7 (.28) Square | 11 | Railway standard |
| 5 | SOUTHCO® Tubular key | 15 | Bellcore 216 |
| 6 | 8 (.32) Hex recess | | |
- R** Rotation
- 1 Type A clockwise to latch
 - 22 Type B counter-clockwise to latch

G	Grip	Minimum	Maximum	Cam Type
1		16.4 (.64)	32.2 (1.26)	Deep offset cam, forward
		71.3 (2.80)	81.2 (3.19)	Deep offset cam, reversed
2		30.4 (1.19)	46.1 (1.81)	Offset cam, forward
		57.6 (2.26)	73.3 (2.88)	Offset cam, reversed
3		43.9 (1.72)	59.6 (2.34)	Straight cam

E3 - R H - G O

Other options available. For complete details on variety, part numbers, installation and specification, go to

INFO CLIC www.southco.com/E3

Dimensions in millimeters (inch) unless otherwise stated