



C5 Compression Latch

Large · Sealed lever latch

- Low profile when latched
- Easy grip adjustment
- Push button actuation

Material and Finish

Zinc alloy, black powder coated and steel, zinc plated

Performance Details

Max. static load: 445 N (100 lbf)

Sealing Notes

NEMA 4/IP-65 sealing is achieved by using optional flange gasket and sealing the mounting screw threads

Accessories

- Dust cover: (add 2.2 (.086) to door thickness)
Part number: C5-0-34682
- Flange Gasket: (add 0.8 (0.03) to door thickness)
Part number: C5-82



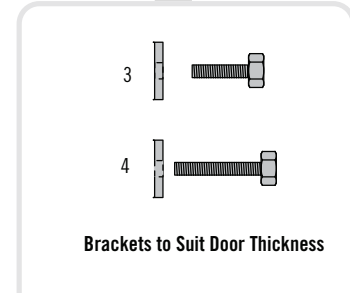
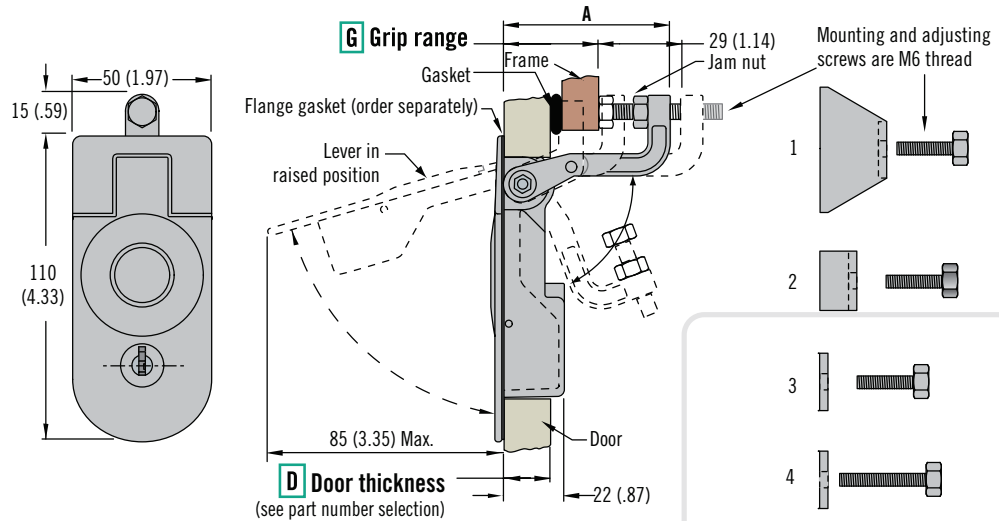
Keys

See page 58

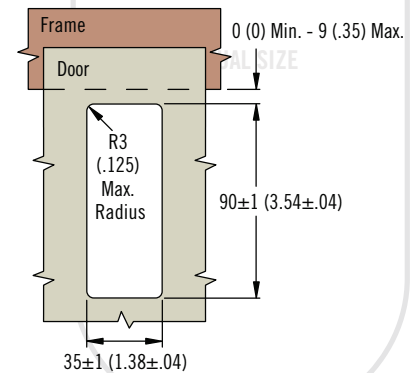
Notes

For lock core selection and a complete overview of the *SOUTHCO*® Key-Choice System see pages 182 - 183

Part Number Selection



Brackets to Suit Door Thickness



L Lock styles

- Key access
- 4 (.16) Hex recess
- No.2 Phillips recess
- Railway standard

L Lock style

- 1 Non-locking
- 2 Locking without dust shutter, keyed alike CH751 (two flat keys supplied)
- 3 Locking with dust shutter, keyed alike CH751 (two flat keys supplied)
- 9 Locking without lock core (order separately see pages 182 - 183)
- 4 4 (.16) Hex recess
- 5 No. 2 Phillips recess
- 6 Railway standard

D Door thickness

- 1 1 - 11 (.04 - .43)
- 2 11 - 21 (.43 - .83)
- 3 21 - 31 (.83 - 1.22)
- 4 31 - 41 (1.22 - 1.61)

P Packaging option

- 3 Latches are sold layer packed
Omit for individually packaged latches

C5 - L D - G 5 - P

G Grip Range		A
1	1 - 14 (.04 - .55)	Door thickness option 1 and 2 only 29 (1.14)
2	14 - 29 (.55 - 1.14)	Door thickness option 1, 2 and 3 only 44 (1.73)
3	29 - 45 (1.14 - 1.77)	60 (2.36)
4	45 - 57 (1.77 - 2.25)	72 (2.84)

Dimensions in millimeters (inch) unless otherwise stated



www.southco.com/C5