

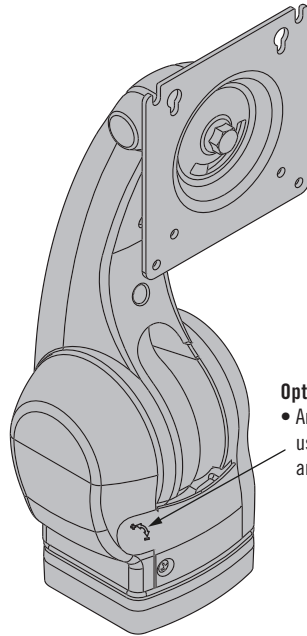


AV Series Dynamic Mounting Arm

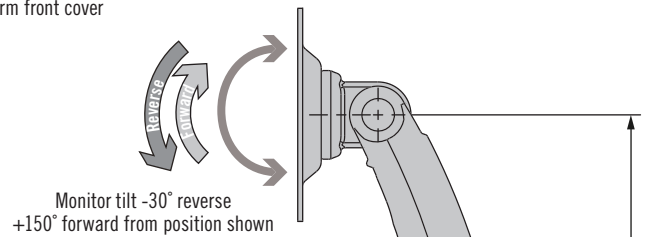
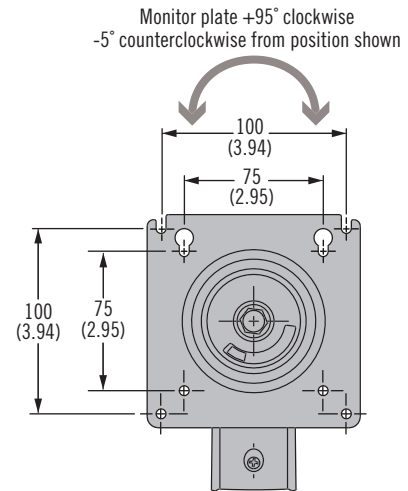
Tilt and swivel · Height adjustment · Single arm

- **Intuitive grab and move operation enhances the user experience**
No knobs or tools required to reposition the monitor
Precise control of operating effort ensures ideal “feel” and eliminates “drift”
- **Screw-fit covers to secure cables**
Easy monitor installation and replacement
- **Factory assembled and ready for use**

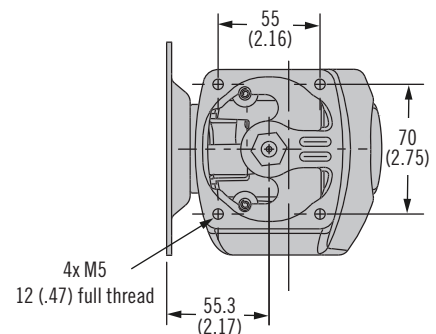
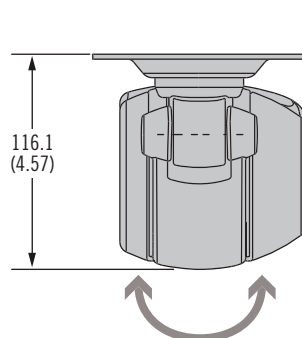
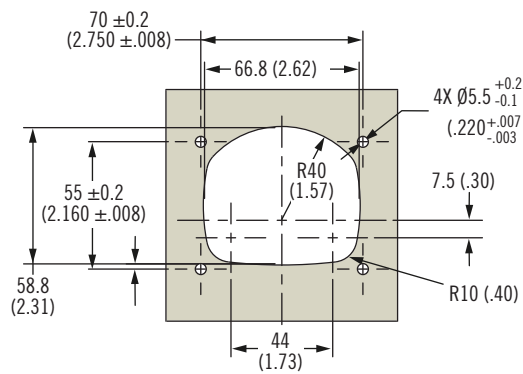
Product Detail



- Optional adjustable version**
- Arm counterbalance adjustment using 8mm hex key inside lower arm front cover



Panel Preparation



AV Series Dynamic Mounting Arm

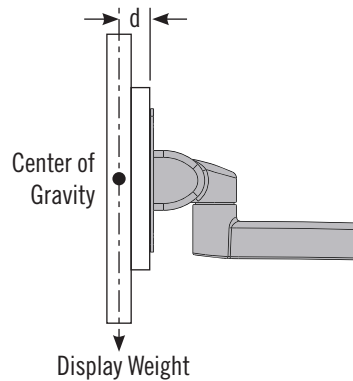
Tilt and swivel · Height adjusting · Single arm



Specification and Selection

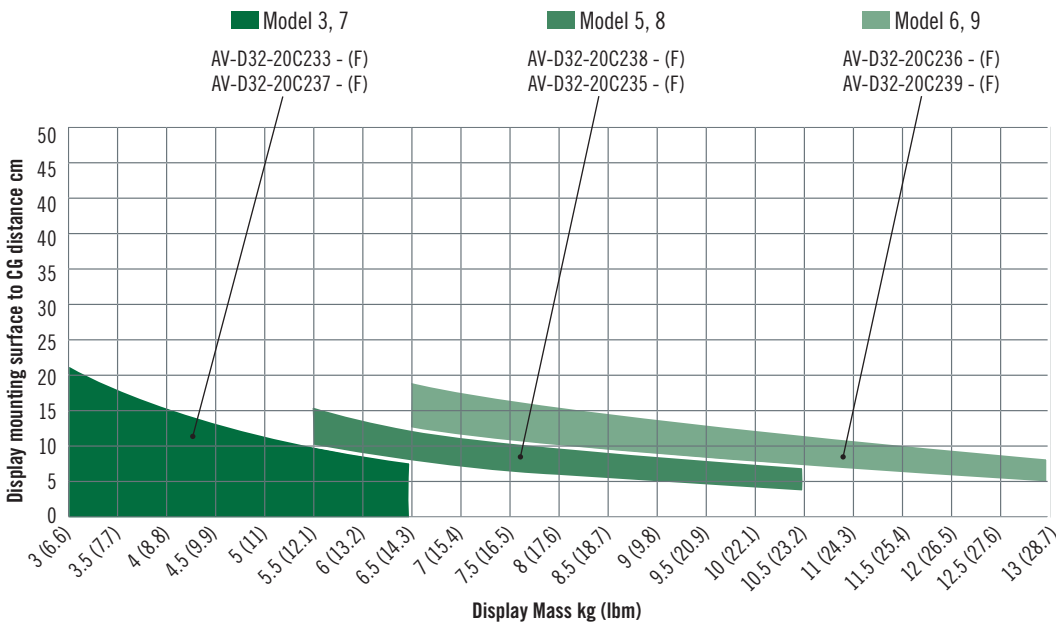
Step 1

Determine display weight and distance (d) from mounting surface to center of gravity.



Step 2

Use chart below to select model



Step 3

Complete part number by selecting adjustment type and color options below.

Model [S]	Adjustable	Display mass kg (lbm)	Tilt Torque N•m (in lbf)		Swivel Torque N•m (in lbf)
			Reverse	Forward	
3	No	3.6 - 6.8 (8-15)	8.0 (70.8)	6.4 (56.9)	2.8 (24.8)
5	No	5.6 - 10.4 (12.3-22.9)	11.3 (100.5)	8.5 (75.2)	
6	No	6 - 13 (13.2 - 22.9)	14.7 (130)	10.5 (93.6)	
7	Yes	Max 6.8 (15)	8.0 (70.8)	6.4 (56.9)	
8	Yes	Max 10.4 (22.9)	11.3 (100.5)	8.5 (75.2)	
9	Yes	Max 13 (28.7)	14.7 (130)	10.5 (93.6)	

AV - D32 - 20C23

[S] - [F]

[F]	Color
50	Black
76	White

- Smooth operation enhances the user experience
- Adjust the display without knobs or tools
- Holds securely in every position

Material and Finish

Aluminum alloy, powder coated steel & polymer components

Performance Details *

Cycle performance: 20,000 cycles within $\pm 20\%$ of static torque specification

Max. dynamic working load:

See part table

Ultimate load:

1181N (265 lbm) downward

540N (121 lbm) upward

Part Number

See table

