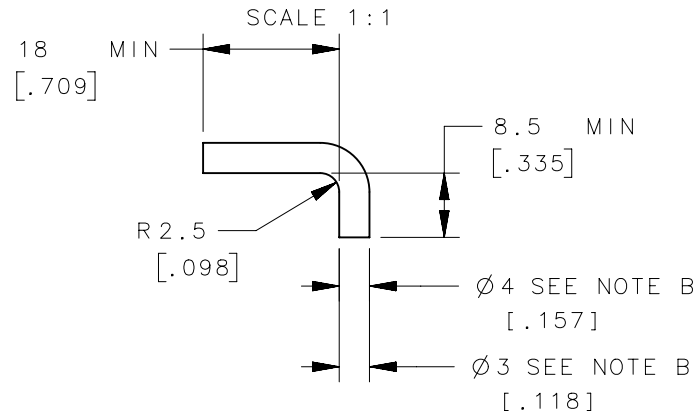
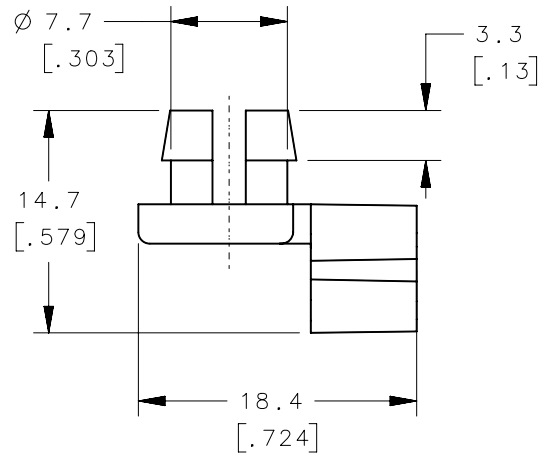
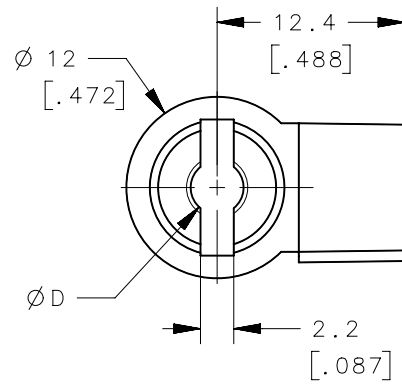


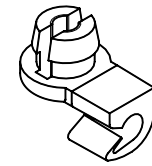
RECOMMENDED PANEL PREPARATION DIMENSIONS



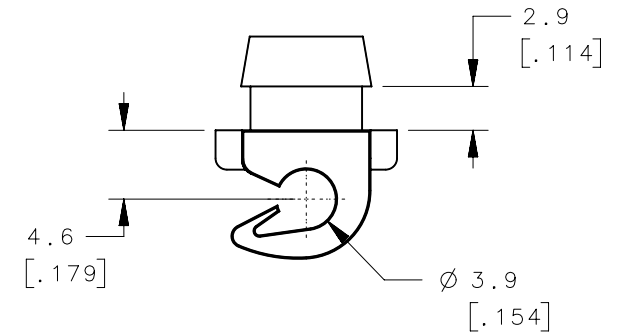
RECOMMENDED 'L' FITTING DIMENSIONS FOR ROD OR CABLE ACTUATED APPLICATIONS



REVISION HISTORY			
REV	DATE	BY	DESCRIPTION
E	23JAN2020	CAB/RCS	PRN:P2020-0153



SCALE 1:1



NOTES:

- A. PART NUMBER SHOWN: AC-9BX-10-34.
- B. AC-9BX-10-34, USED WITH 3mm ROD/CABLE.
AC-9BX-20-34, USED WITH 4mm ROD/CABLE.

AC-9BX-20-34	ROD CLIP	4.05[0.159]	NYLON	BLACK
AC-9BX-10-34	ROD CLIP	3.5[0.138]	NYLON	BLACK
PART NUMBER	TYPE OF COMPONENT	D	MATERIAL	FINISH
THIRD ANGLE PROJECTION		 CONNECT • CREATE • INNOVATE		
MILLIMETERS [IN]				
TOLERANCES UNLESS OTHERWISE NOTED		DESCRIPTION ROD CLIP		
ALL DIMENSIONS WITHOUT TOLERANCES ARE FOR REFERENCE ONLY.		SIZE A4	SYSTEM NX	DWG NO. J-AC-9BX-10
PER ASME Y14.5M-1994		DRAWN BY DMS/RM	DATE 13SEP2017	SCALE 2:1
<small>EXCEPT FOR USES EXPRESSLY GRANTED IN WRITING, INFORMATION DISCLOSED HEREON IS CONFIDENTIAL AND ALL RIGHTS, PATENT AND OTHERWISE, ARE RESERVED BY SOUTHCO, INC.</small>		SHEET 1 OF 1		