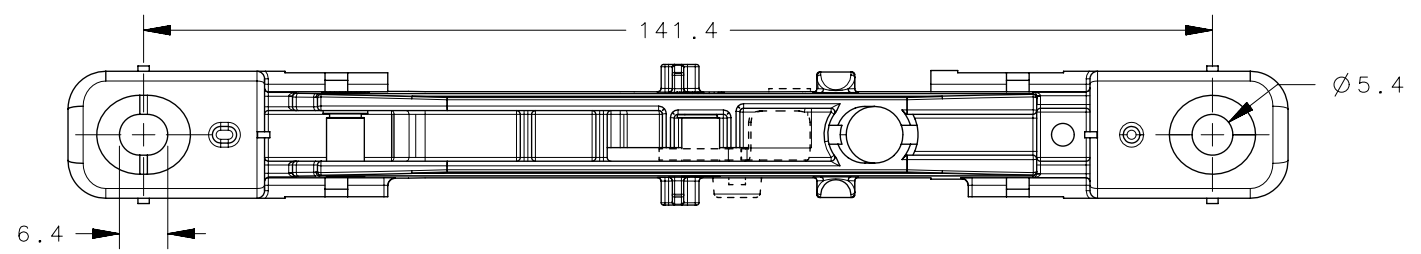
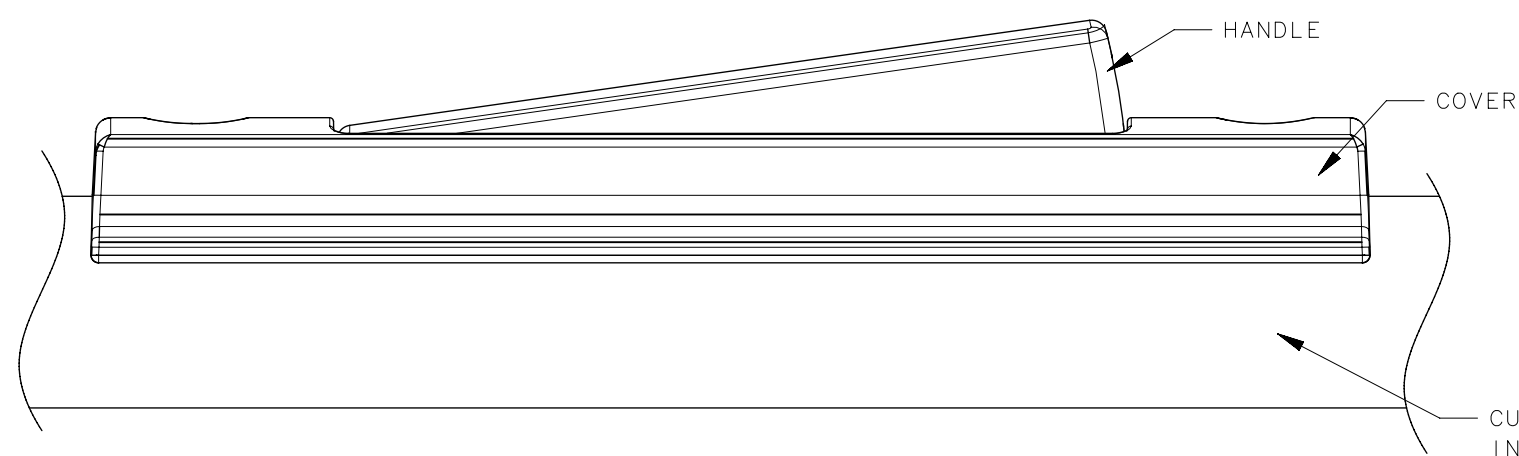
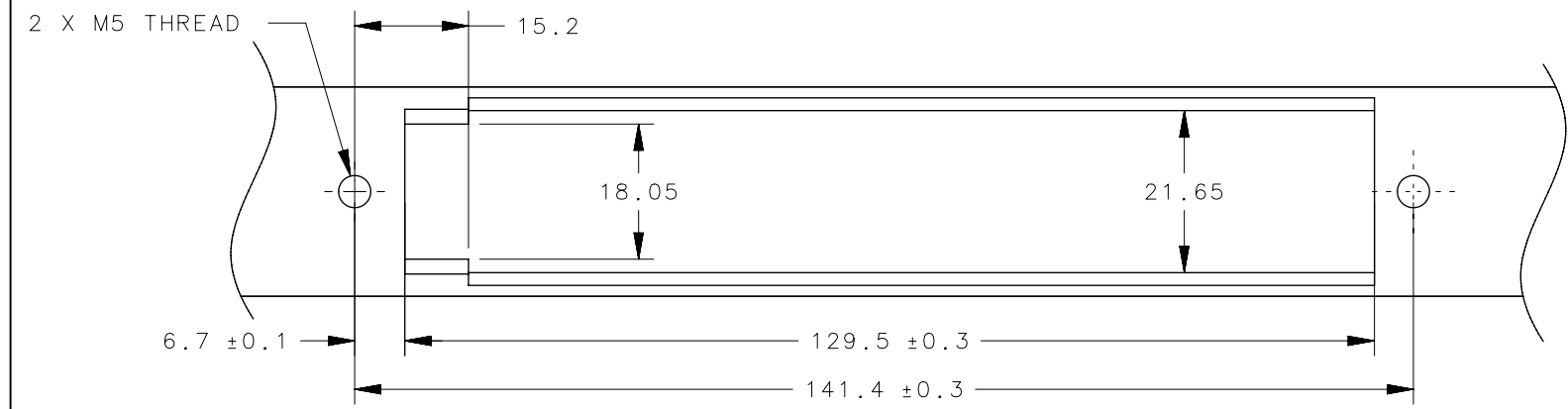


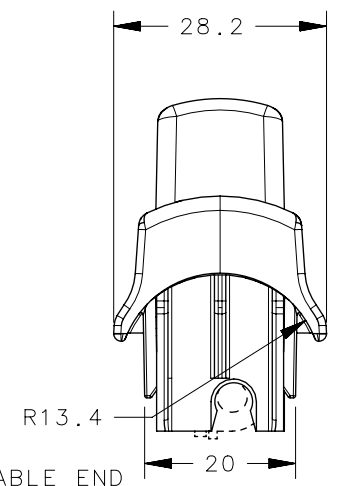
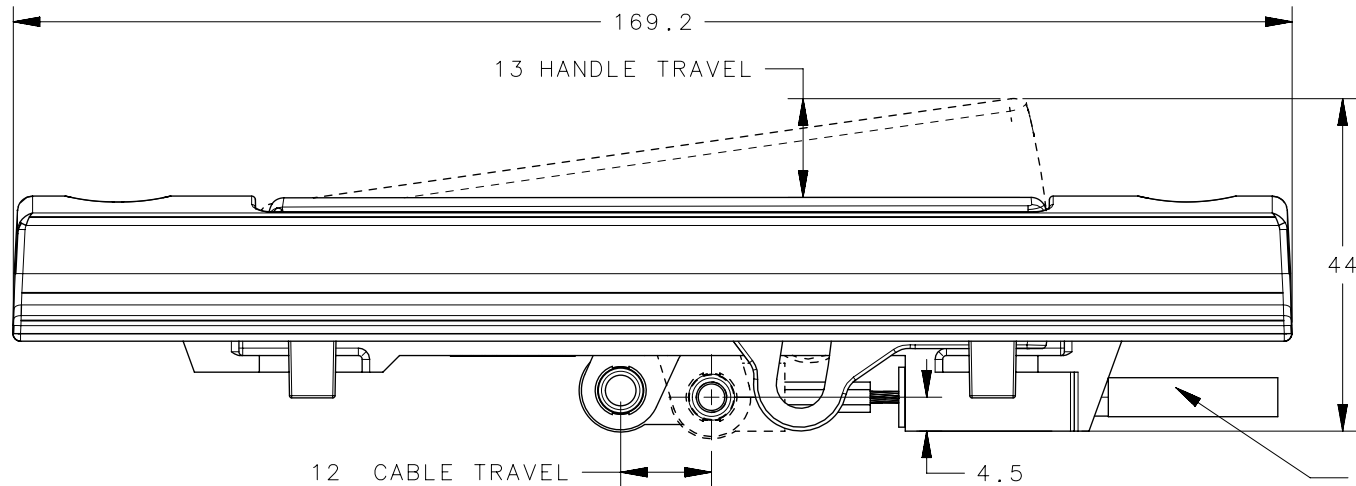
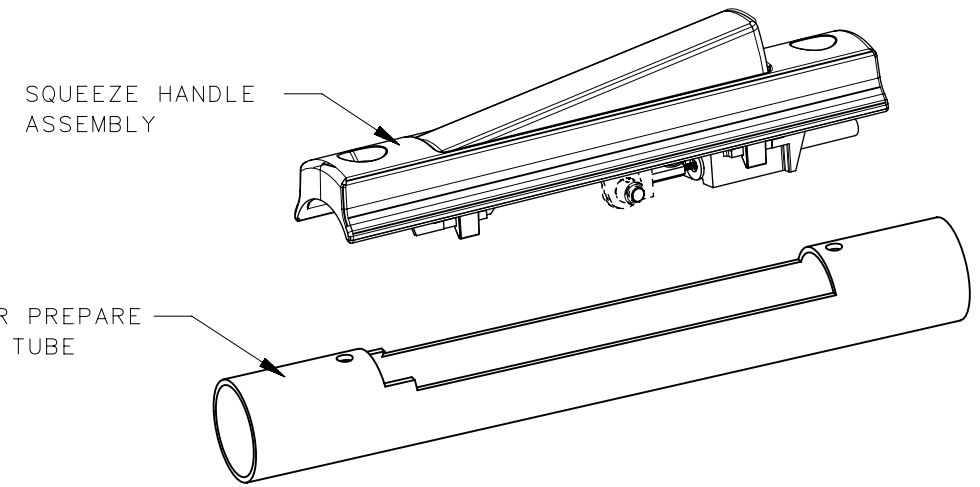
| REVISION HISTORY | | | |
|------------------|-----------|--------|-----------------|
| REV | DATE | BY | DESCRIPTION |
| C | 18JUN2018 | YBS/VK | PRN: P2018-1462 |



VIEW SHOWN WITHOUT COVER



RECOMMEND CUSTOMER INSTALL TUBE

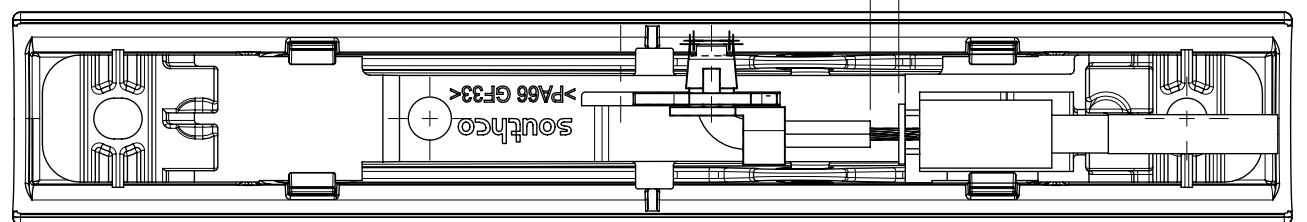


USE SOUTHCO CABLE END FITTING TYPE B[L TYPE] (CABLE SOLD SEPARATELY) REFER TO SOUTHCO DRAWING J-AC-C FOR CABLE SELECTION GUIDE.

- NOTES:
1. PREPARE TUBE AS SHOWN.
 2. RECOMMENDED SCREW INSTALL TORQUE: 2 N.m MAX.
 3. RECOMMENED SOUTHCO CABLE TYPES 6 OR 7, JACKETED CABLE WITH SNUB END COUPLING, PLUS L FITTING ON ACTUATOR SIDE. TA = 2.

| PART NUMBER | TYPE OF COMPONENT | QTY | MATERIAL | FINISH |
|--------------|-------------------|-----|-----------------|-----------------------------|
| - | SPRING | 1 | STAINLESS STEEL | PASSIVATION |
| - | LINK RETAINER | 1 | ACETAL | BLACK |
| - | LEVER | 1 | STEEL | ZINC PLATE, BRIGHT CHROMATE |
| - | PIN | 2 | STAINLESS STEEL | PASSIVATION |
| - | CLIP | 1 | STEEL | BLACK |
| - | COVER | 1 | NYLON | BLACK |
| - | HOUSING | 1 | NYLON | BLACK |
| - | HANDLE | 1 | PA66 + GF30 | BLACK |
| AC-50-101-11 | ASSEMBLY | - | - | - |

TA=2 REFER TO SOUTHCO DRAWING: J-AC-C



THIRD ANGLE PROJECTION

MILLIMETERS [IN]

TOLERANCES UNLESS OTHERWISE NOTED

ALL DIMENSIONS WITHOUT TOLERANCES ARE FOR REFERENCE ONLY.

PER ASME Y14.5M-1994

PROPRIETARY ITEM EXCEPT FOR USES EXPRESSLY GRANTED IN WRITING, INFORMATION DISCLOSED HEREON IS CONFIDENTIAL AND ALL RIGHTS, PATENT AND OTHERWISE, ARE RESERVED BY SOUTHCO, INC.

southco[®]
CONNECT • CREATE • INNOVATE

DESCRIPTION: SQUEEZE HANDLE ASSEMBLY

SIZE: B SYSTEM: NX DWG NO.: J-AC-50

DRAWN BY: IW/LC DATE: 18AUG2014 SCALE: 1:1 SHEET: 1 OF 1