

PART NUMBER: AC-20-3L1-PP-KC

L = LOCKING OPTIONS

- 1 - REVERSIBLE KEY (R001), NO KEYS INCLUDED
- 2 - REVERSIBLE KEY (R001), 2 KEYS INCLUDED
- 3 - REVERSIBLE KEY (MULTIPLE KEYCODES), 2 KEYS INCLUDED
- 4 - STANDARD KEY (CH751), NO KEYS INCLUDED
- 5 - STANDARD KEY (CH751), 2 KEYS INCLUDED
- 6 - STANDARD KEY (MULTIPLE KEYCODES), 2 KEYS INCLUDED
- 9 - NO LOCKPLUG INSTALLED

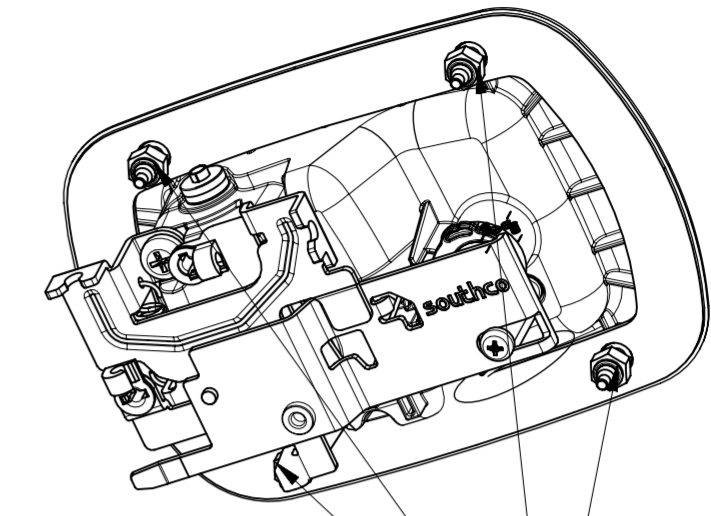
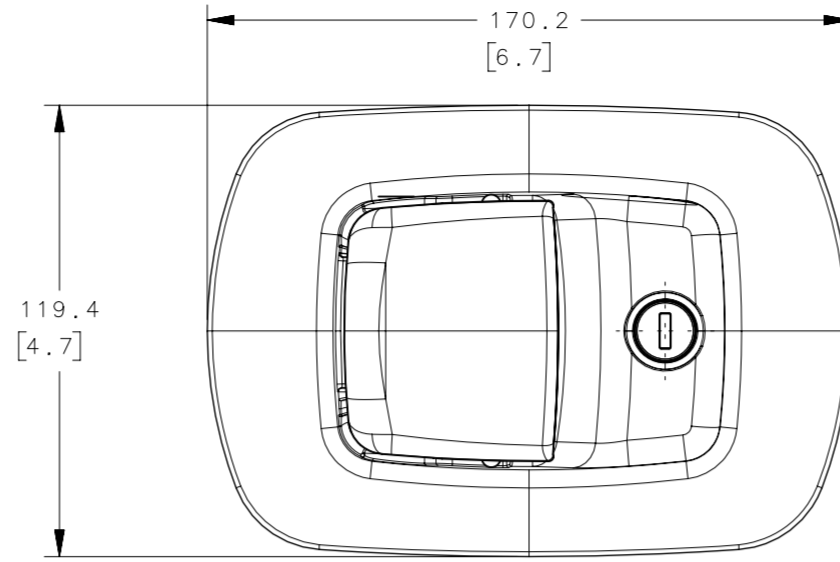
PP = PADDLE FINISH OPTIONS

- 30 - POLISHED CHROME PADDLE
- 50 - BLACK POWDER COAT PADDLE

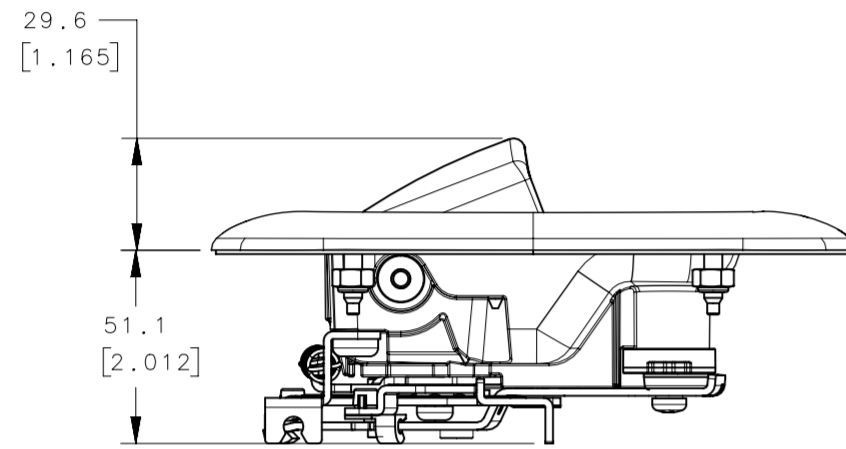
KC = KEY CODE OPTIONS

- KD10 - KEYED DIFFERENTLY, 10 CODES (ONLY USED IF L= 3 OR 6)
- MK10 - MASTER KEYED, KEYED DIFFERENTLY, 10 CODES (ONLY USED IF L= 6)

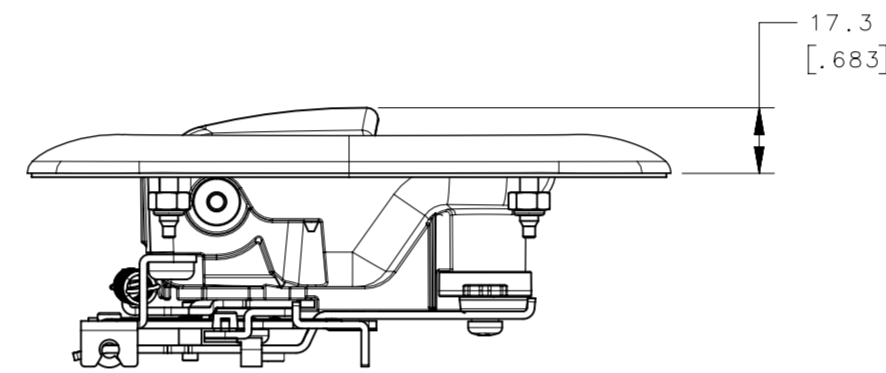
REVISION HISTORY			
REV	DATE	BY	DESCRIPTION
H	08DEC2017	SX/BX	PRN: P2017-3002



NUTS BAGGED SEPARATELY

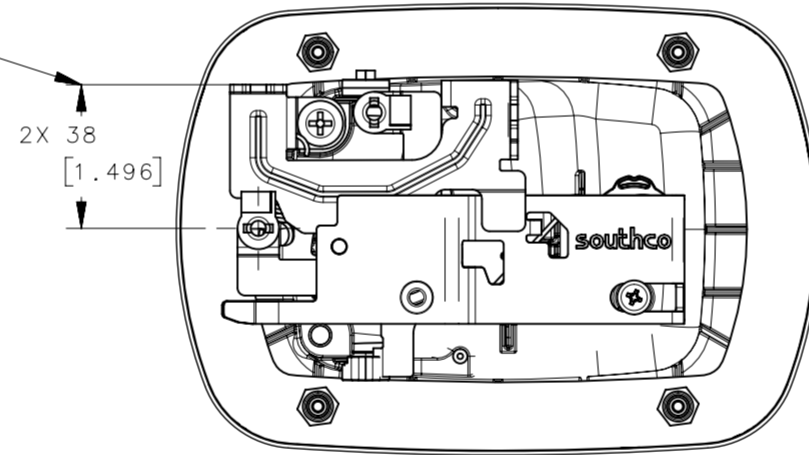
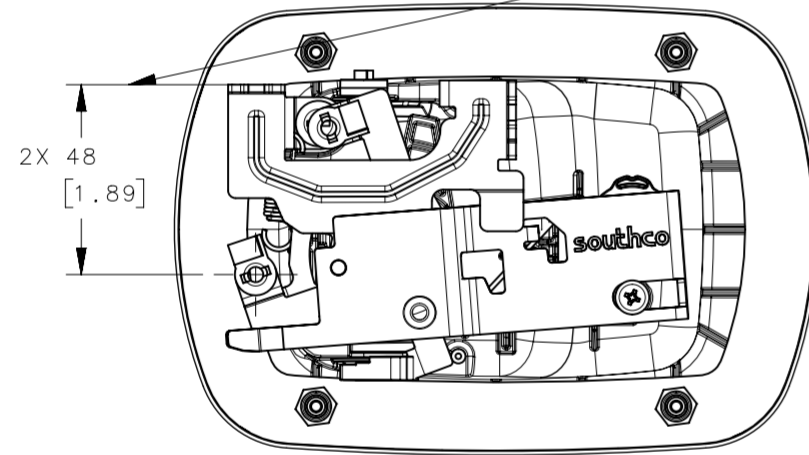


OPEN



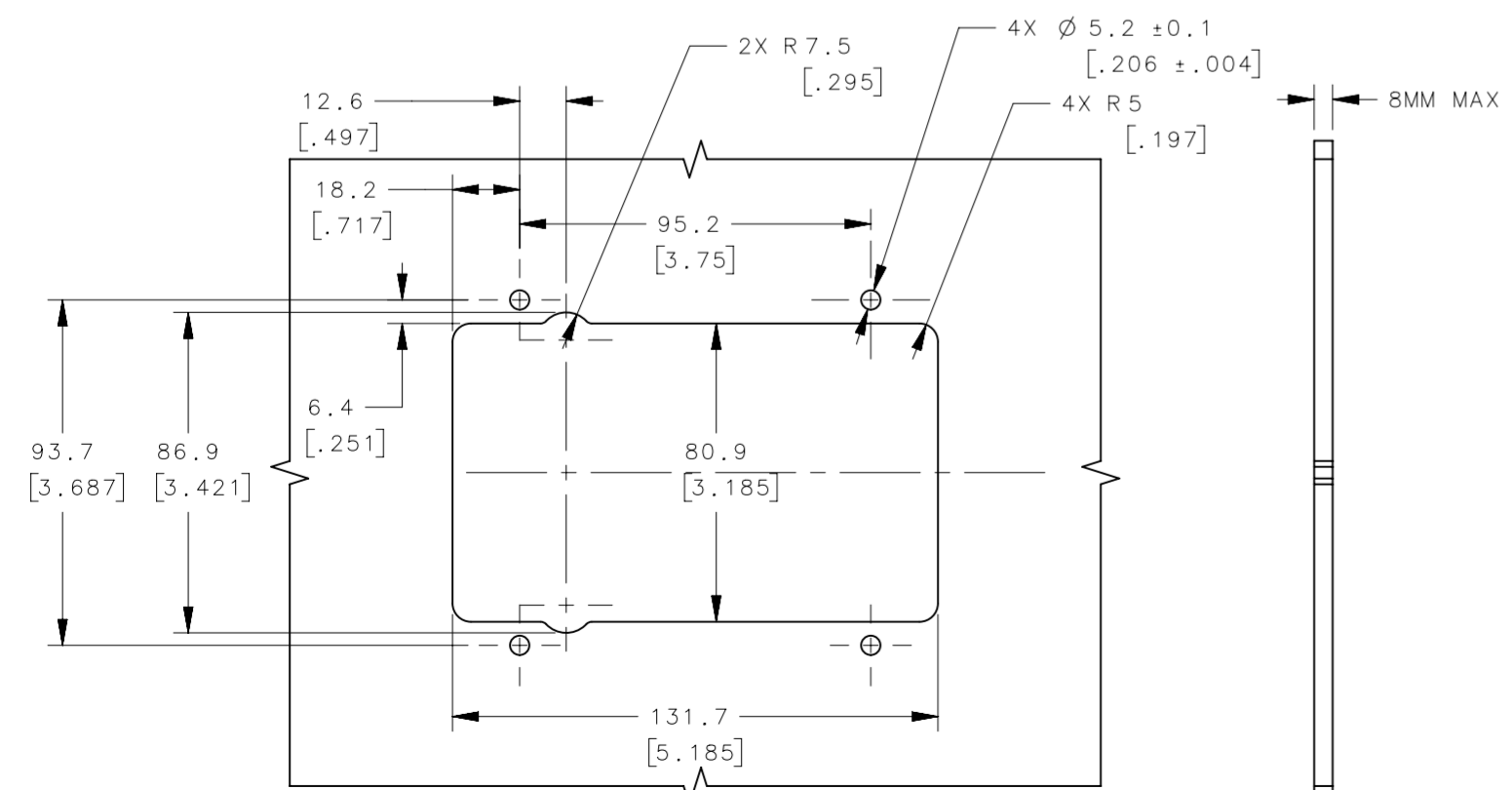
CLOSED

10mm MAX TRAVEL SEE BELOW

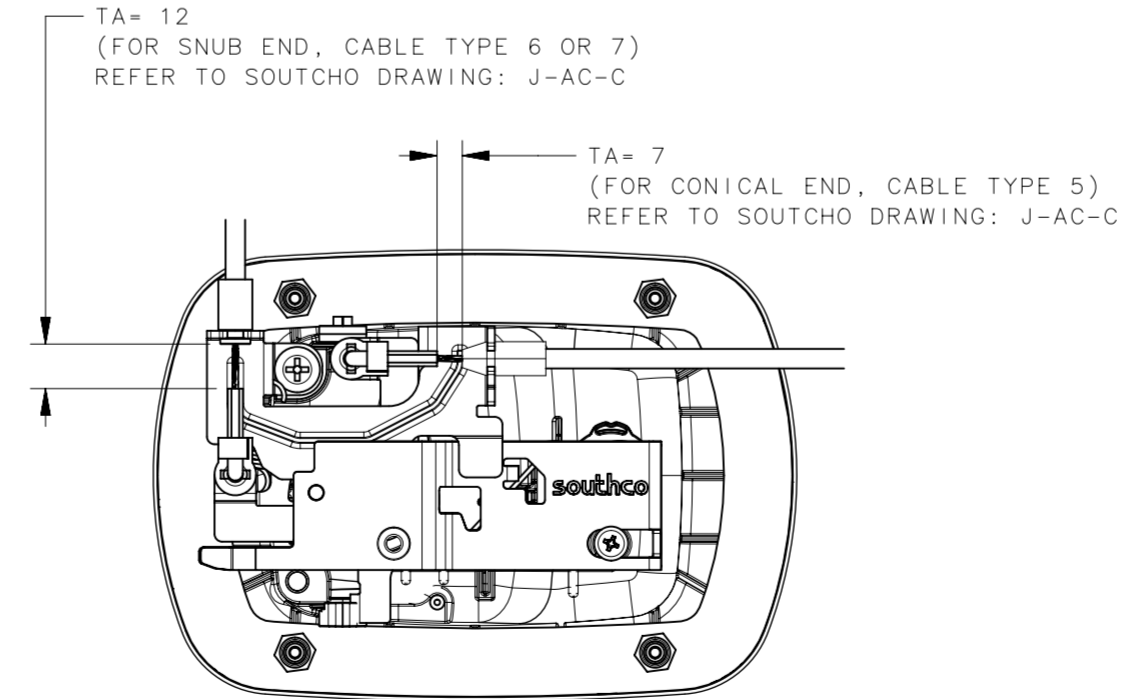


NOTES:

- A: FOR KC =MK10, MASTER KEY PART NUMBER:PK-24-01
- B: ASSEMBLY CAN BE CONFIGURED WITH 1 OR 2 CABLES, USE FITTING TYPE B OR K (L FITTING) FOR ACTUATOR END. CABLES SOLD SEPARATELY.
- C: INSTALLATION TORQUE OF MOUNTING NUTS NOT TO EXCEED 3N.m
- D: MATERIAL AND FINISH  
 CUP: NYLON;BLACK  
 PADDLE: ZAMAC 3; FINISH OPTIONS  
 SLIDE: STEEL; ZINC PLATE, BRIGHT CHROMATE PLUS SEALER  
 PIN: STEEL; ZINC PLATE  
 LINK RETAINER:ACETAL  
 LINK LEVER:STEEL;ZINC PLATE, BRIGHT CHROMATE PLUS SEALER  
 FIXED BRACKET:STEEL;ZINC PLATE, BRIGHT CHROMATE PLUS SEALER  
 ROCKER ARM:STEEL;ZINC PLATE, BRIGHT CHROMATE PLUS SEALER  
 PADDLE ARM: ZAMAC 3 ; PASSIVATED  
 O-RING: NITRILE; BLACK  
 SCREWS: STEEL;ZINC PLATE, BRIGHT CHROMATE PLUS SEALER  
 TENSION SPRING: STAINLESS STEEL  
 TORSION SPRING OF SLIDE: MUSIC SPRING, NATURAL  
 GASKET: FOAM;BLACK  
 NUT: STEEL; ZINC PLATE  
 BUMPER: EPDM;BLACK  
 RETAINER: POM BLACK



PANEL PREPARATION



NOTE B

THIRD ANGLE PROJECTION		<p>CONNECT · CREATE · INNOVATE</p>	
MILLIMETERS [IN]			
SURFACE AREA XXXXXmm <sup>2</sup>		DESCRIPTION	
VOLUME XXXXXmm <sup>3</sup>		CUPPED HANDLE ACTUATOR	
PROPRIETARY ITEM		ALL DIMENSIONS WITHOUT TOLERANCES ARE FOR REFERENCE ONLY.	
EXCEPT FOR USES EXPRESSLY GRANTED IN WRITING, INFORMATION DISCLOSED HEREON IS CONFIDENTIAL AND ALL RIGHTS, PATENT AND OTHERWISE, ARE RESERVED BY SOUTCHO, INC.		SIZE SYSTEM	DWG NO.
PER ASME Y14.5M-1994		A2 NX	J-AC-20
		DRAWN BY	DATE
		SX/BX	19JUN2015
		SCALE	SHEET
		1:1	1 OF 1