



# AC-10 Actuator

Large handle • Flush mount

- Rear mount installation
- Flush mounting style
- Single, multi-point or direct pull actuation capability
- Multiple key code options
- Non-Locking option
- Electronic lock/unlock option

### Material and Finish

Housing, handle, rotating linkage: glass-filled nylon, black

Threaded stud and cable bracket retainers: steel, zinc nickel

Housing and handle gaskets: adhesive backed foam, black

### Installation Notes

Mounting nut (M6 x 1) not supplied. Installation torque of mounting nuts not to exceed 7 N•m (62 in-lbf)

### Notes

AC-10 can only use snub end coupling (Type 6 or 7 cable).

### Electronic Actuator Operating Information

Voltage: 12 V ±1.2 V

Current: 2.5 A - 3 A

Pulse Duration: 225 ms ±25 ms

### Part Number Selection

#### Notes:

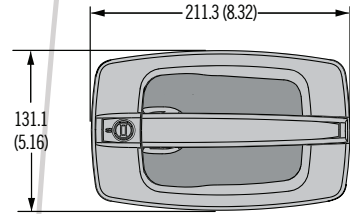
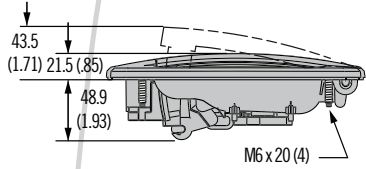
For use with Rods / Cables, recommended Snap-in Retainer for Rotator Plate: Southco Part Number R4-0-43922. See Trade Drawing J-R4-0-43922 for more details and options.

For lock core selection, detailed key information and a complete overview of the *SOUTHCO*® Key-Choice System see PK Lock Cores section.

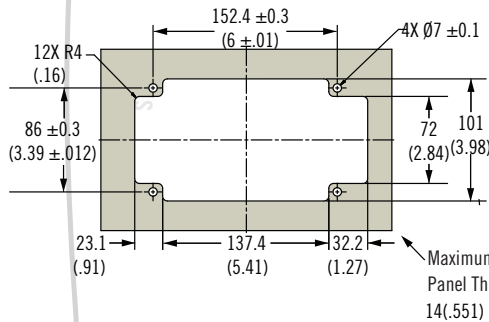
For unique key code options, please contact customer service.



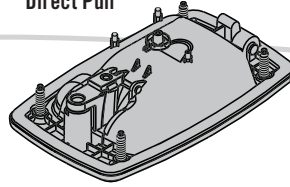
[www.southco.com/AC](http://www.southco.com/AC)



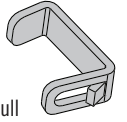
### Panel Preparation



### Direct Pull

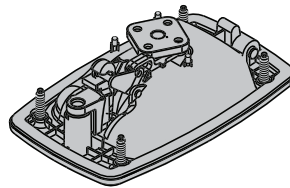


- Recommended to use with Trigger Pull



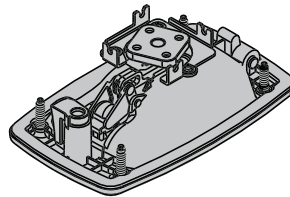
Part Number	
Trigger Pull	R4-0-51292

### Multi-Point Without Cable Bracket



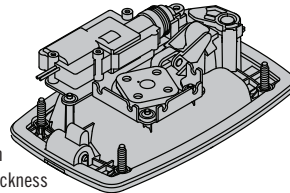
- Recommended to use with Rods

### Multi-Point With Cable Bracket



- Recommended to use with Cables: see AC Cable drawing J-AC-C for cable selection.

### Multi-Point With Cable Bracket and Lock/Unlock Electronic Actuator



- Recommended to use with Cables: see AC Cable drawing J-AC-C for cable selection.

- S Actuation Style**
- 1 Single Point, Direct Pull
  - 2 Multi-Point, without Cable Bracket
  - 3 Multi-Point, with Cable Bracket
  - EM-3 Multi-Point, with Cable Bracket and Electronic Lock/Unlock

AC - 10 - S L 1 - 11 - KC

- L Locking Options**
- 0 Non-Locking
  - 1 Reversible key (No keys - R001)
  - 2 Reversible key (2 keys included - R001)
  - 3 Reversible key (keyed differently - 2 keys included)
  - 4 Standard key (No keys - CH751)
  - 5 Standard key (2 keys included - CH751)
  - 6 Standard key (keyed differently - 2 keys included)
  - 7 Reversible Key (2 keys included - 14603)
  - 9 No Lock Plug installed (See notes for more information)

- KC Key Codes**
- (Omit for Locking Options 0, 1, 2, 4, 5 and 9)
- \*KD10 Keyed Differently (Only used if L=3 or 6)
  - \*MK10 Master Keyed Differently (Only used if L=6)

\*Supplied in multiples of 10 with 10 different key codes.

Dimensions in millimeters (inch) unless otherwise stated