



96 Hinge

Lift-off · In-line · Zinc

- Allows for quick, easy door removal
- Concealed installation

Material and Finish

Zinc alloy, black powder coated

Performance Details

	Radial Load	Axial Load
Max. static load	1100 N (250 lbf)	1250 N (280 lbf)
Average ultimate load	2400 N (530 lbf)	2600 N (580 lbf)

Installation Notes

Screws not supplied.

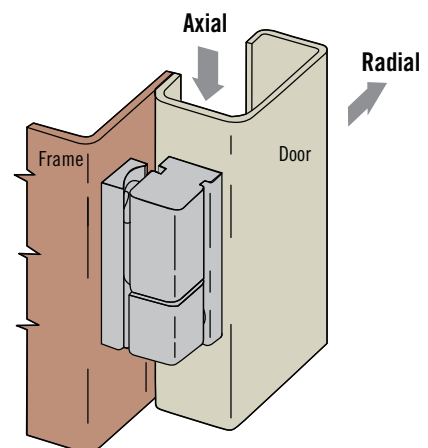
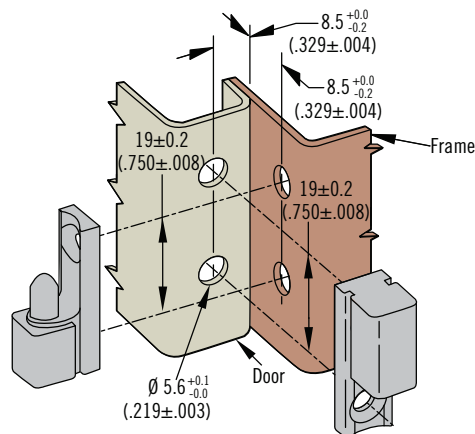
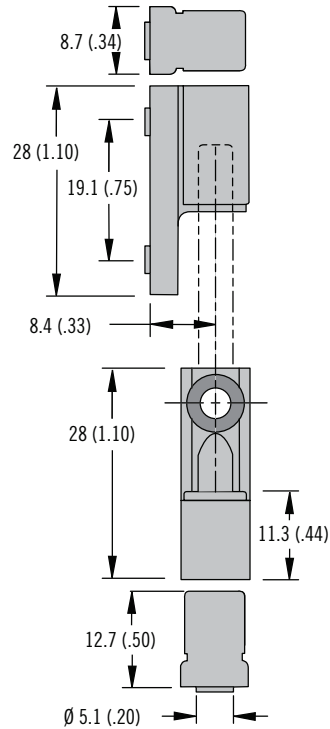
Recommended tightening torque for mounting screws:

1.1 N·m (10 in·lbf)

Calculate screw length using the following formula:

Door / frame thickness + 5 (.20)

In-Line



Part Number

See table

Tapped Hole	Part Number
Imperial 6-32	96-110
Metric M4 x 0.7	96-140

Dimensions in millimeters (inch) unless otherwise stated