

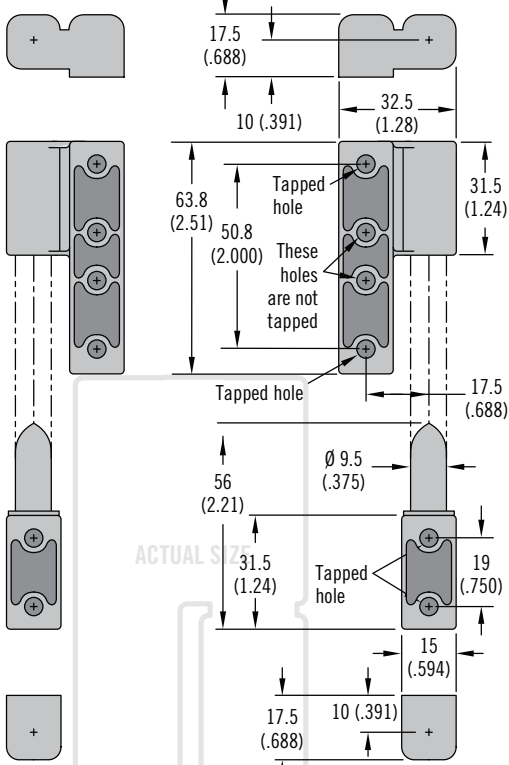
96 Hinge

Lift-off · Offset · Zinc



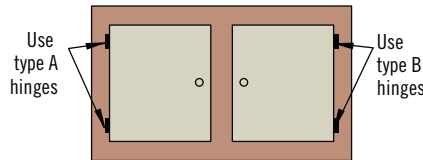
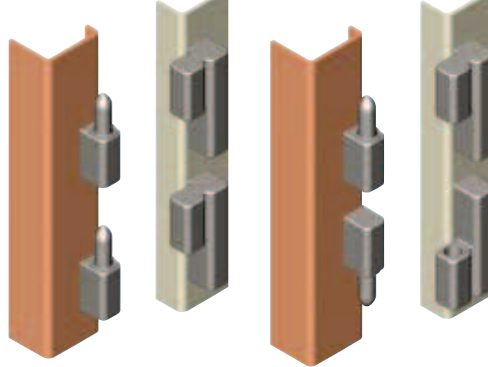
Type B

Type A



For Lift-Off Mounting

For Non Lift-Off Mounting



- Allows for quick, easy door removal
- Door can also be permanently installed

Material and Finish

Zinc alloy, black powder coated

Performance Details

	Radial Load	Axial Load
Max. static load	1300 N (300 lbf)	2200 N (500 lbf)
Average ultimate load	3300 N (750 lbf)	9300 N (2100 lbf)

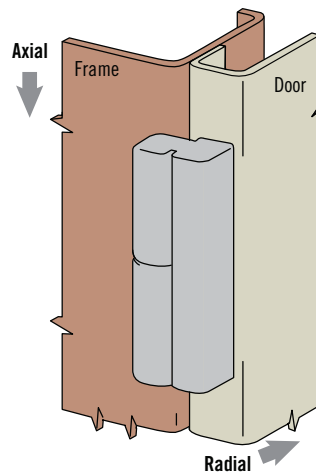
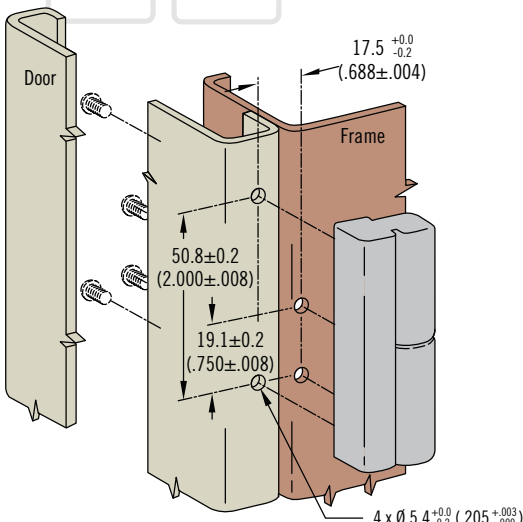
Installation Notes

Screws not supplied.

Max. tightening torque of screw:
8.5 N·m (75 in·lbf)

Calculate screw length using the following formula:

Door thickness + 10 (.400)



Tapped Hole	Part Number	
	Type A	Type B
Imperial 10-32	96-10-510-50	96-10-520-50
Metric M5 x 0.8	96-50-510-50	96-50-520-50

Part Number

See table