



# 96 Hinge

Lift-off · In-line · Zinc

- Allows for quick, easy door removal
- Door can also be permanently installed

### Material and Finish

Zinc alloy, black powder coated

### Performance Details

	Radial Load	Axial Load
Max. static load	1300 N (300 lbf)	2200 N (500 lbf)
Average ultimate load	3300 N (750 lbf)	9300 N (2100 lbf)

### Installation Notes

Screws not supplied.

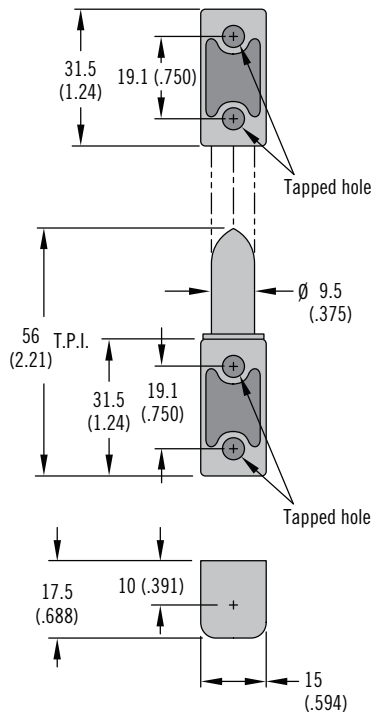
Max. tightening torque of screw: 8.5 N·m (75 in·lbf)

Calculate screw length using the following formula:

Door thickness + 5 (.200)

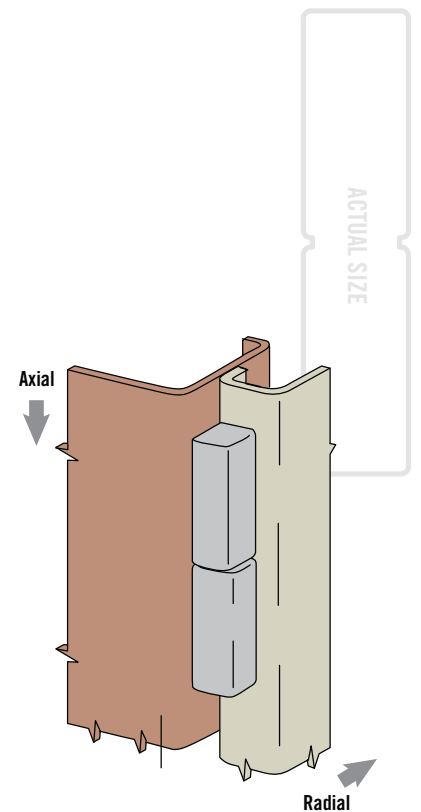
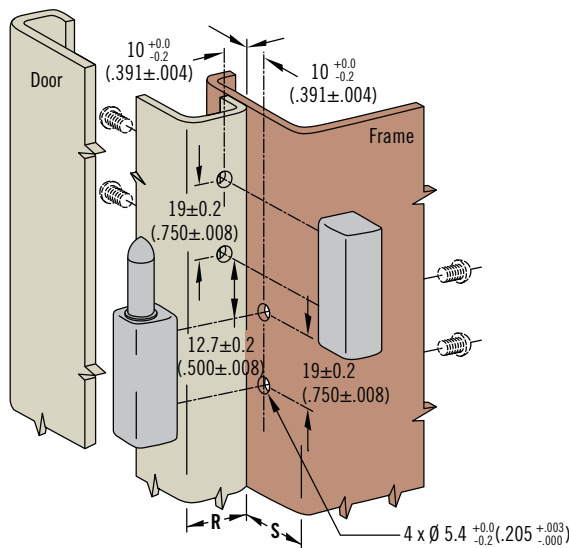
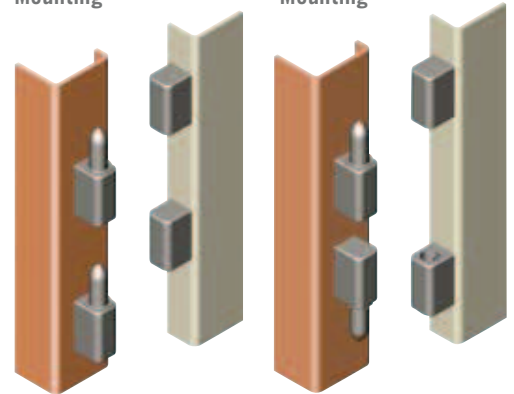
In-line mount preparation:

To allow for 180° rotation R or S must be < 25.4 (1.00).



For Lift-Off Mounting

For Non Lift-Off Mounting



### Part Number

See Table

Tapped Hole	Part Number
Imperial 10-32	96-10-500-50
Metric M5 x 0.8	96-50-500-50

Dimensions in millimeters (inch) unless otherwise stated