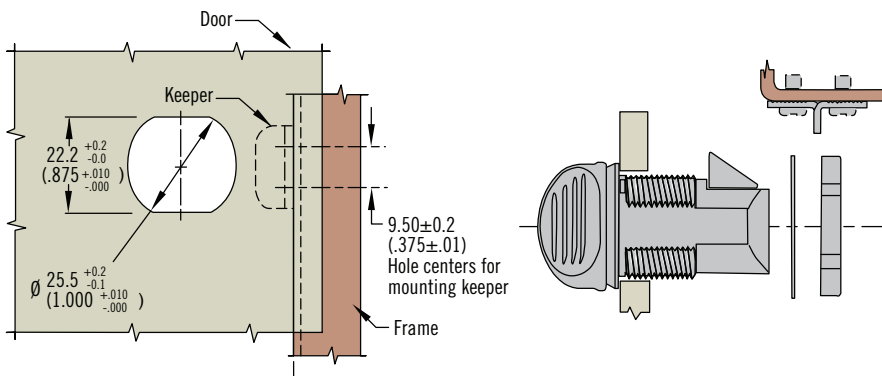

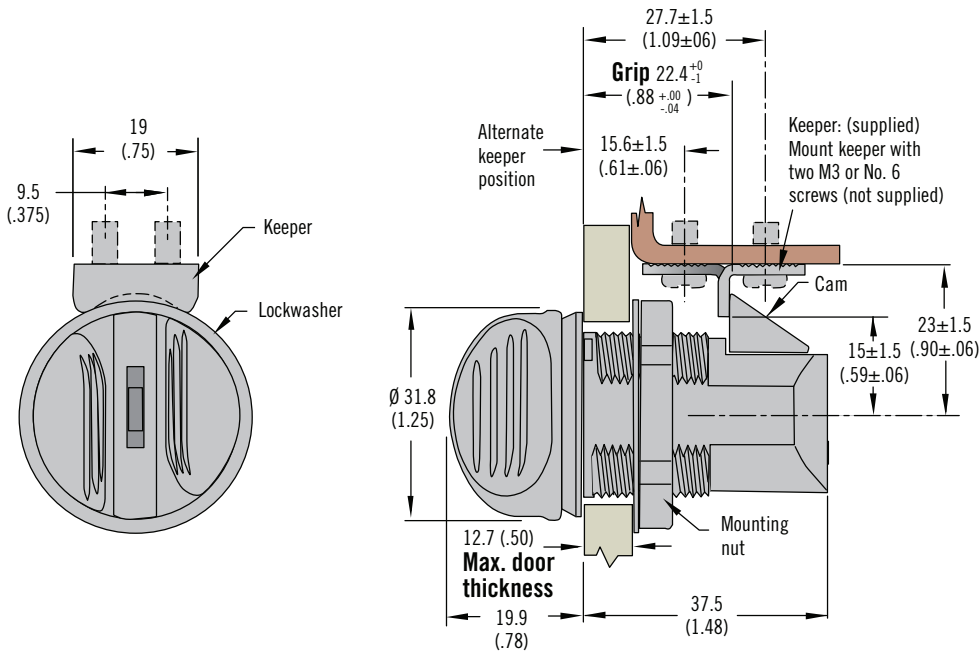


93 Push-to-Close Latch

Turn-to-open · Wing style



Latch Part Number (2 Flat Keys Supplied)
93-402

- Turn-to-open
- Single hole installation

Material and Finish

Glass reinforced nylon and acetal, black

Performance Details

Max. working load:
425 N (100 lbf)

Operating temperature range:
-20°C (0°F) to 65°C (150°F)

Flammability rating: UL94-HB

Installation Notes

Max. tightening torque on mounting nut: 6 N·m (53 in·lbf)

Accessories

Flat key, keyed alike CH751
(2 keys per ring)

Part number: PK-10-01



Overmolded key, keyed alike CH751
(2 keys per ring)

Part number: PK-10-01-05



Keeper (replacement):

Part number: 93-14-101-24

Part Number

See table