



# 92 Cam Latch

T and L-Handle · Adjustable grip

- Round hole install
- Detents in open and closed position

### Material and Finish

Zinc alloy and steel, zinc plated

### Performance Details

Max. static load:

Short cam 400 N (90 lbf)

Long cam 200 N (45 lbf)

### Installation Notes

Screw and lockwasher assembly  
M4 x 10 (supplied).

For door thickness range > 3.0 (.12)  
calculate screw length using the  
following formula:

Door thickness range + 7.00 (.28)

### Keys

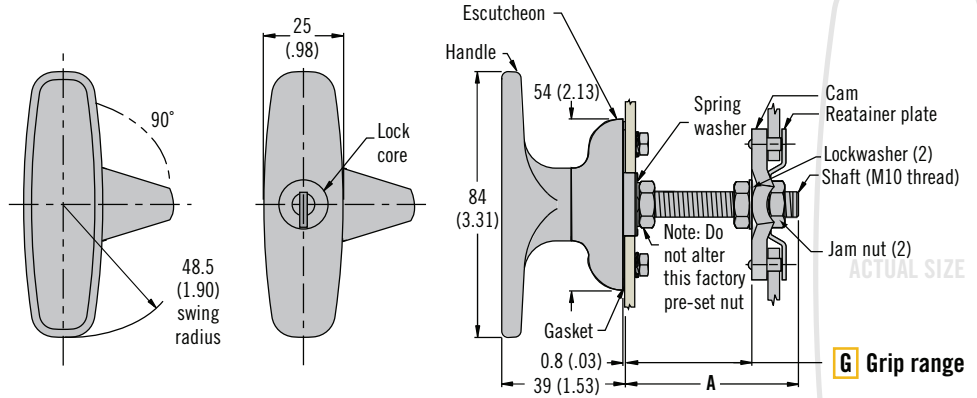
See page 98

### Notes

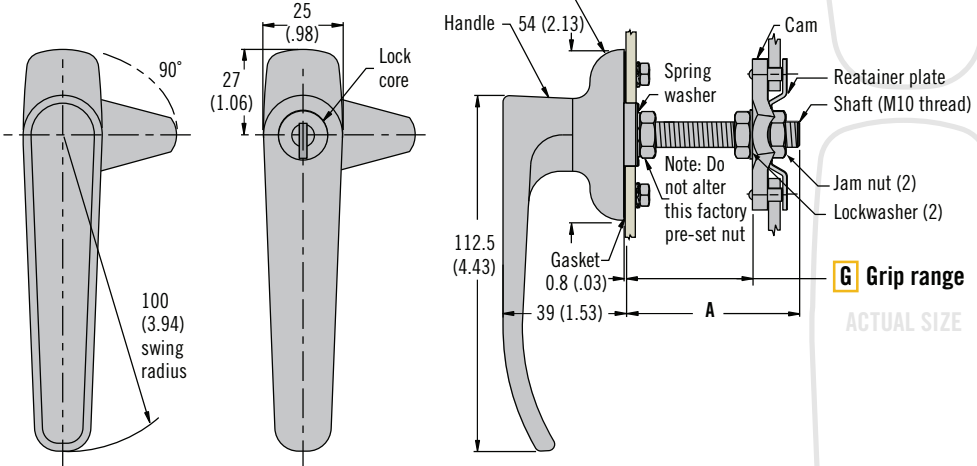
For fixed grip versions see pages  
92 - 93

For version with 8 (.32) square shaft  
see page 111

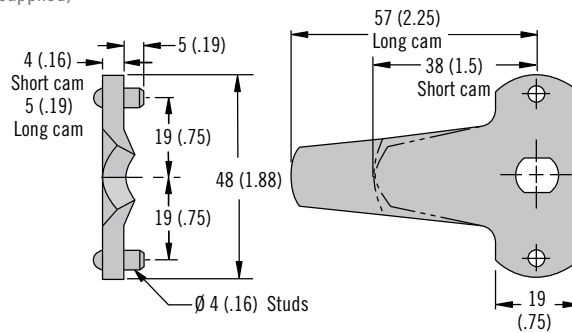
### T-Handle



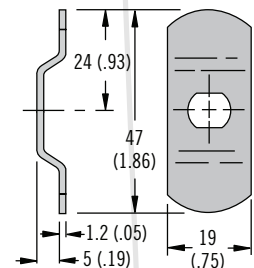
### L-Handle

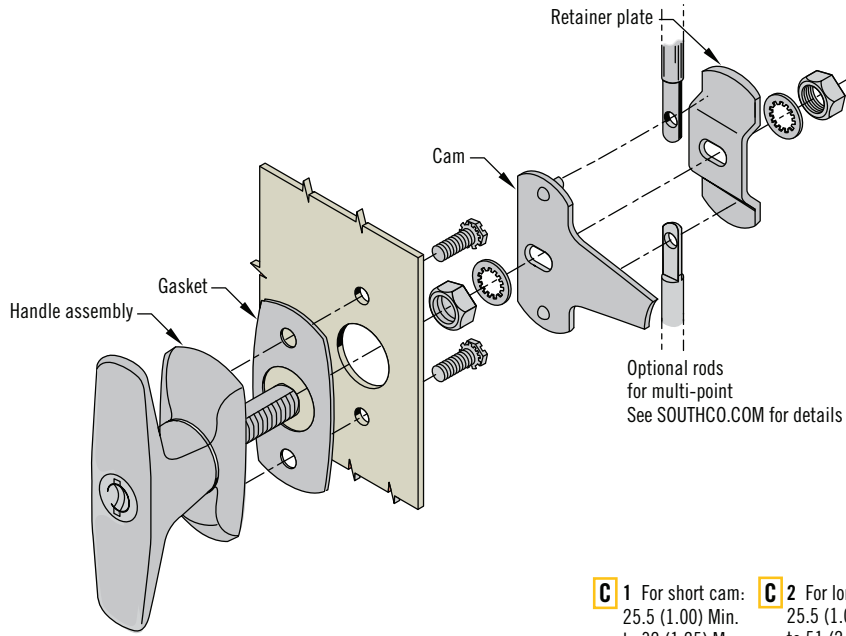


### Cam (supplied)

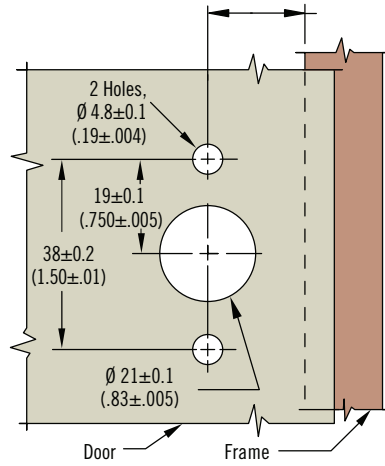
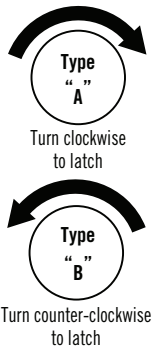


### Retainer Plate (supplied)

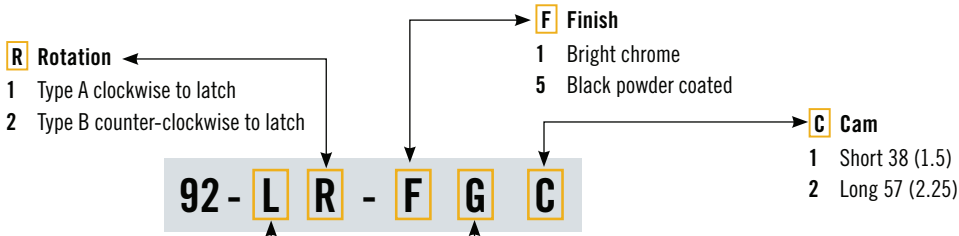




**C 1** For short cam: 25.5 (1.00) Min. to 32 (1.25) Max.  
**C 2** For long cam: 25.5 (1.00) Min. to 51 (2.00) Max.



**Part Number Selection**



- L** Lock style  
 1 T-handle non-locking  
 2 T-handle key-locking CH751 (two keys supplied)  
 3 L-handle non-locking  
 4 L-handle key-locking CH751 (two keys supplied)


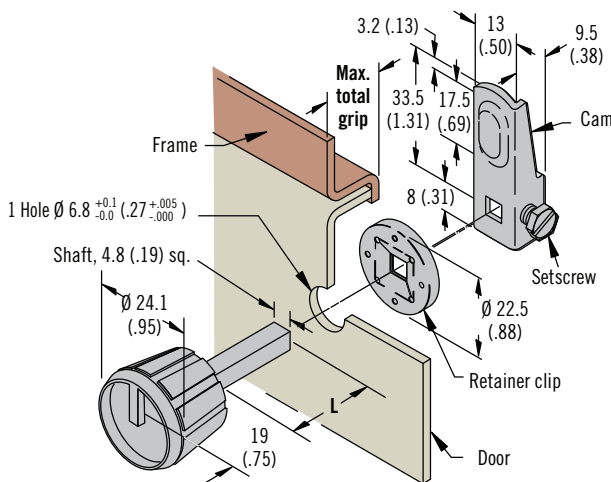
G Grip	Min.	Max.	A
1		19 (.75)	32 (1.25)
2	16 (.63)	32 (1.25)	44.5 (1.75)
3		44.5 (1.75)	57.5 (2.25)



# 61 Cam Latch

Universal cabinet series · Adjustable grip

## Knob Style



Max. Total Grip	Shaft Length L	Assembly Part number
12.5 (.50)	25.5 (1.00)	61-10-102-11
25 (1.00)	38 (1.50)	61-10-104-11
44.5 (1.75)	57 (2.25)	61-10-107-11

- Single hole installation
- Accommodates wide grip ranges

### Material and Finish

Nylon and steel, zinc plated

### Performance Details

Max. static load: 110 N (25 lbf)

### Notes

Knob style shown. Additional L-handle and flush slotted styles available

Other options available. For complete details on variety, part numbers, installation and specification, go to



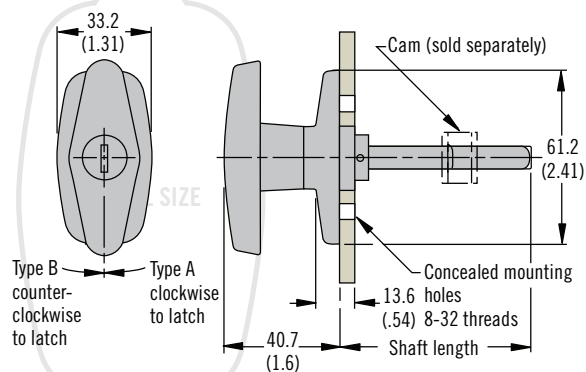
[www.southco.com/61](http://www.southco.com/61)

# 92 Cam Latch

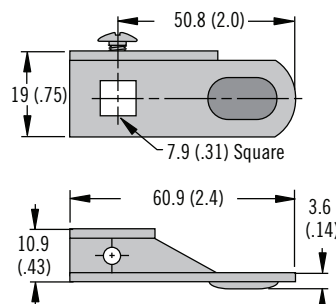
T, Compact-T and L-handle · Adjustable grip



## Compact T-handle



## Cam



Finish	Shaft Length	Locking Compact-T Part Number	
		Type A	Type B
Black	38.1 (1.5)	92-61-113-50	92-61-213-50
	50.8 (2.0)	92-61-114-50	92-61-214-50
	63.5 (2.5)	92-61-115-50	92-61-215-50

Cam Part Number
92-24-203-12

Compact T-handle style shown. T and L-handle style available. Locking and non-locking.

- Easy cam adjustments

### Material and Finish

Zinc alloy, powder coated or chrome plated and steel, zinc plated

### Performance Details

Max. static load: 150 N (34 lbf)

### Notes

Black and chrome finish available

For versions with threaded shaft see pages 102 - 103.

For fixed grip versions see pages 92 - 93.

Other options available. For complete details on variety, part numbers, installation and specification, go to



[www.southco.com/92](http://www.southco.com/92)