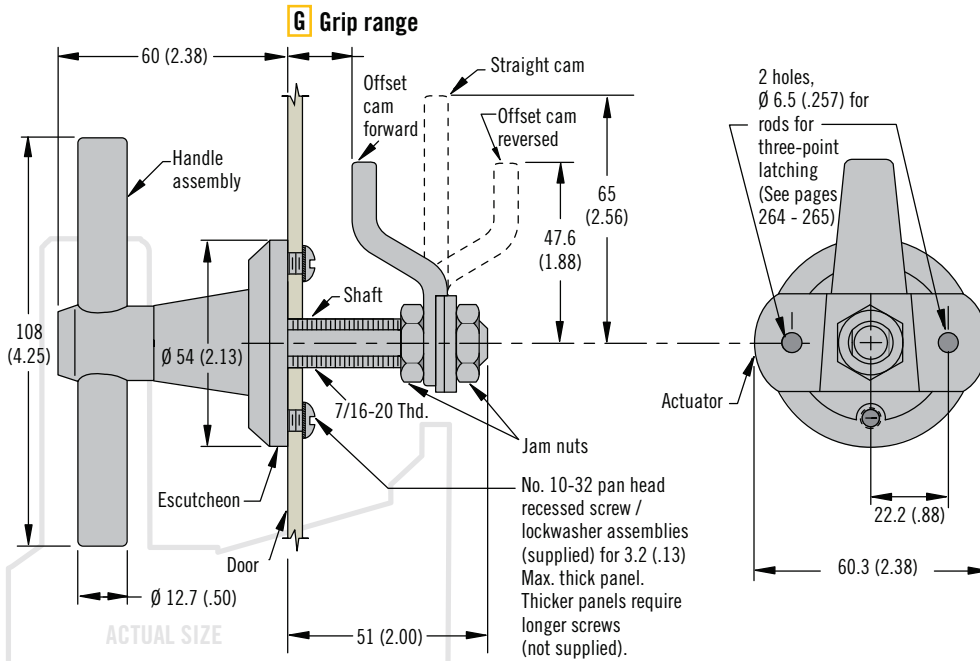


68 Cam Latch

Large · T-Handle · Adjustable grip



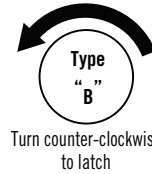
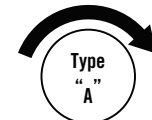
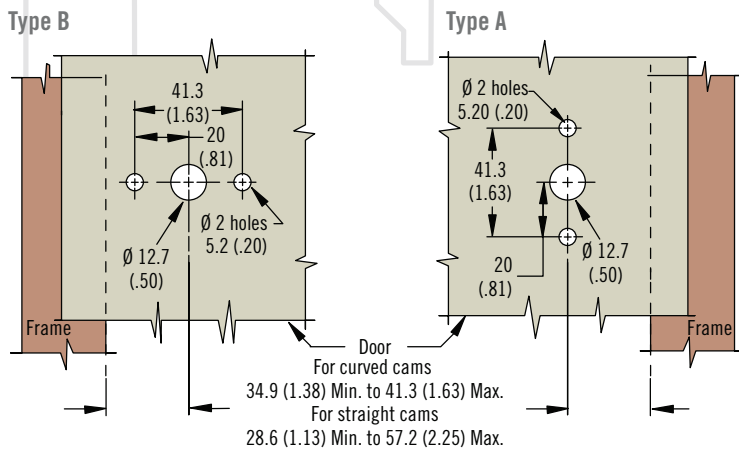
- Robust construction
- 90° movement

Material and Finish

Zinc alloy and steel, zinc plated

Performance Details

Max. static load 1300 N (1300 lbf)



Part Number Selection

68 - 70 - 30 **G** - **F**

G Grip	Min.	Max.	Cam Type
1	0 (0)	19 (.75)	Offset cam forward position
	6.4 (.25)	38 (1.50)	Offset cam reversed position
2	25.4 (1.00)	57 (2.25)	Straight cam

F Finish

10 Chemical protective film

20 Chrome plated



Dimensions in millimeters (inch) unless otherwise stated



www.southco.com/68