

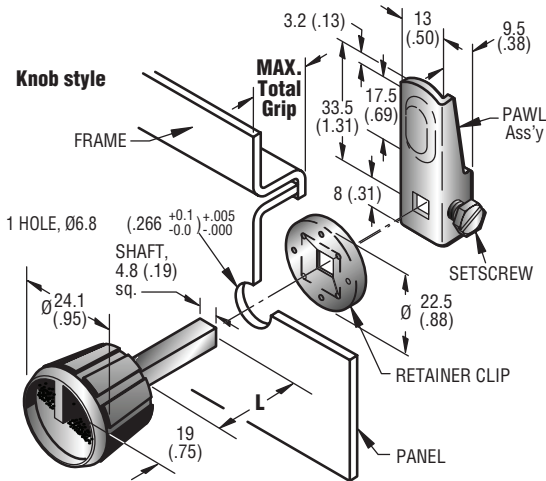
Southco® Pawl/Cam Action Latches

Universal Cabinet Series

- For lighter-duty applications
- Accommodates wide grip ranges
- Three handle- and headstyle actuators
- Single-hole installation

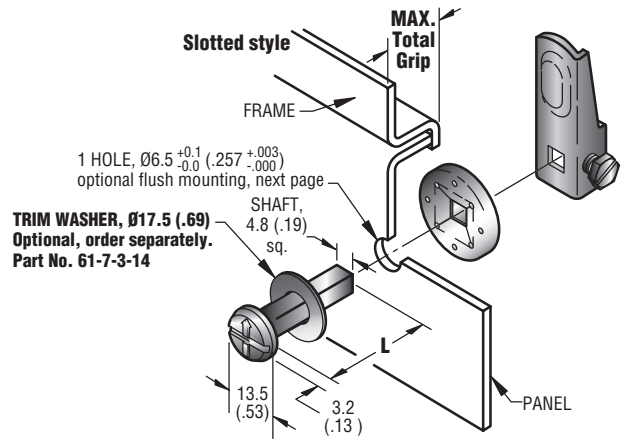
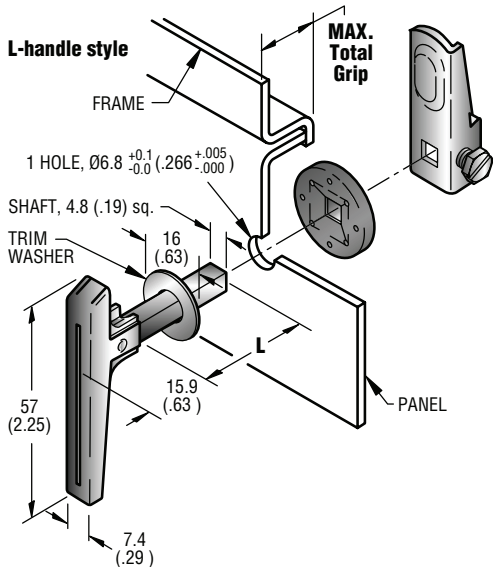
All latch styles are dimensionally identical to the Knob style except as shown.

Thermoplastic Knob Styles



| MAX. Total Grip | Shaft Length L | ASSEMBLY PART NUMBERS | |
|-----------------|----------------|-----------------------|--|
| | | Knob | |
| 12.5 (.50) | 25.5 (1.00) | 61-10-102-11 • | |
| 25 (1.00) | 38 (1.50) | 61-10-104-11 • | |
| 44.5 (1.75) | 57 (2.25) | 61-10-107-11 • | |

Steel L-handle and Slotted Styles

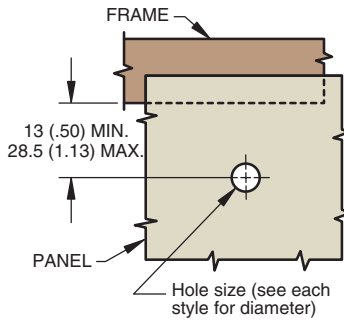


| MAX. Total Grip | Shaft Length L | ASSEMBLY PART NUMBERS | |
|-----------------|----------------|-----------------------|-------------|
| | | L-handle | Slotted |
| 44.5 (1.75) | 57 (2.25) | 61-1-1-0 • | — |
| 19 (.75) | 32 (1.25) | — | 61-10-4-0 • |
| 25 (1.00) | 38 (1.50) | 61-1-4-0 • | 61-10-1-0 • |
| 12.5 (.50) | 25.5 (1.00) | — | 61-10-6-0 • |
| 32 (1.25) | 44.5 (1.75) | 61-1-7-0 | 61-10-7-0 • |
| 38 (1.50) | 51 (2.00) | — | 61-10-2-0 • |
| 57 (2.25) | 70 (2.75) | — | 61-10-3-0 • |

Installation

For all styles.

1. Prepare panel.



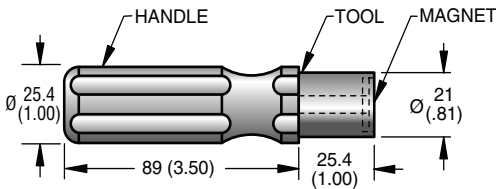
2. Press retainer down shaft until snug against panel using shaped installed tool. *21 (.81) O.D. tubing can be used.*
3. Adjust pawl to proper grip position and tighten setscrew.

Retainer clip Installation Tool

Order separately

PART NUMBER

61-0-12280-11 •



Material and Finish

Steel, zinc plated tool with magnetic insert. Black cellulose acetate handle.

Material and Finish

KNOB: Nylon, black.

L-HANDLE: 1010 Steel, bright nickel plated.

SHAFTS and SLOTTED HEAD: 1008 Steel, bright nickel plated. PAWL: 1010 Steel, zinc plate, chromate plus sealer.

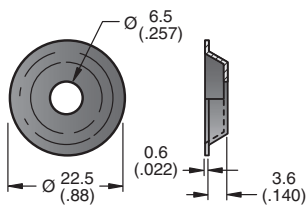
TRIM WASHER: Low carbon steel, bright nickel plated.

RETAINER: Spring steel zinc immersion coating.

SETSCREW: Hardened steel, zinc plated plus chromate dip, bright.

Optional Flush Mounting Cup for slotted style assemblies

(Order separately)

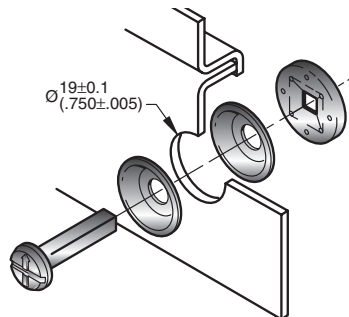
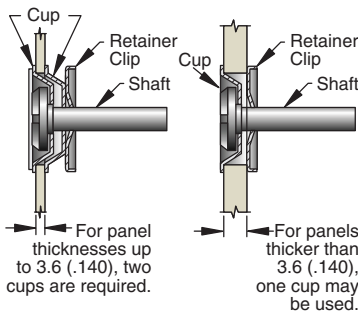


PART NUMBER

61-16-101-14 •

Material and Finish

1010 Steel, bright nickel plated.



Product Strength Guidelines

(To assist in your product selection; samples are available for your evaluation.)

Maximum static load - 110 N (25 lbs.)

millimeter (inch)
millimeter
(inch)

Dimensions without tolerances are for reference only.