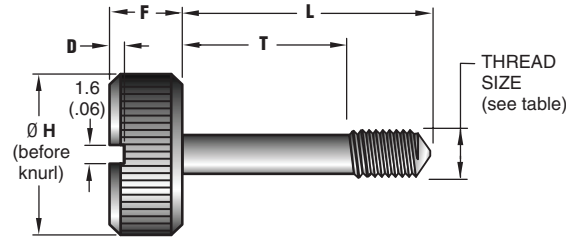


Southco® Captive Fasteners

Basic Series

- Generous knob for hand operation
- Highly polished appearance
- Captivated by retainer



Ø H	D	F
14.3 (.56)	1.3 (.09)	6.3 (.25)
11.1 (.44)	1.6 (.06)	6.3 (.25)
10.3 (.41)	1.6 (.06)	6.0 (.24)

English Thread Sizes

Dimensions		PART NUMBERS		
		Ø H = 11.1 (.44)		Ø H = 14.3 (.56)
L	T	8-32	10-32	1/4-20
24 (.94)	14 (.56)	58-27-309-24	58-26-309-24	58-21-209-24
25 (1.00)	16 (.63)	58-27-310-24	58-26-310-24	58-21-210-24
27 (1.06)	17.5 (.69)	58-27-311-24	58-26-311-24	58-21-211-24
28.6 (1.13)	19 (.75)	58-27-312-24	58-26-312-24	58-21-212-24
30.2 (1.19)	20.6 (.81)	58-27-313-24	58-26-313-24	58-21-213-24
31.8 (1.25)	22.2 (.88)	58-27-314-24	58-26-314-24	58-21-214-24
33.3 (1.31)	23.8 (.94)	58-27-315-24	58-26-315-24	58-21-215-24
35 (1.38)	25.4 (1.00)	58-27-316-24	58-26-316-24	58-21-216-24

Metric Thread Sizes

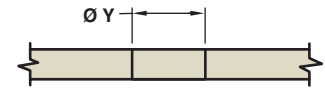
Dimensions		Ø H = 10.3 (.41)	Ø H = 11.1 (.44)	Ø H = 14.3 (.56)
L	T	M4 x 0.7	M5 x 0.8	M6 x 1.0
24 (.94)	14 (.55)	58-74-314-24	58-76-314-24	58-77-214-24
26 (1.02)	16 (.63)			58-77-216-24

Note: For screws with BLACK Finish, change the last digit of your Part Number from a "4" to a "6".

Example: 58-27-309-26

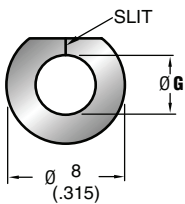


Panel Preparation



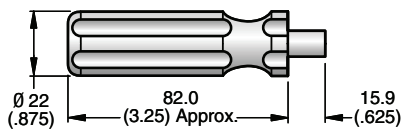
THREAD SIZE	Ø Y	THREAD SIZE	Ø Y
No. 8-32	(.170)	M4 x 0.7	4.5
No. 10-32	(.196)	M5 x 0.8	5.5
1/4-20	(.257)	M6 x 1.0	6.6

Split Ring Retainer



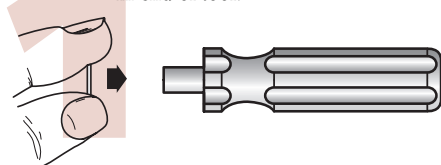
Screw Thread Size	Ø G	PART NUMBER
M4 x 0.7 No. 8-32	3.5 (.139)	58-45-5-24
M5 x 0.8 No. 10-32	4.2 (.165)	58-42-5-24
M6 x 1.0 1/4-20	5.1 (.202)	58-41-2-24

Installation Tool (order separately)

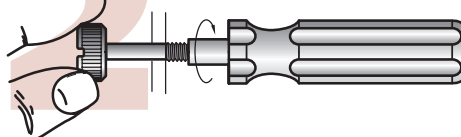


PART NUMBER
29-53-101-10●

Insert retainer into recess in end of tool.



Hold screw head and rotate tool until retainer is threaded onto throat of screw



millimeter (inch)
millimeter
(inch)

Dimensions without tolerances are for reference only.