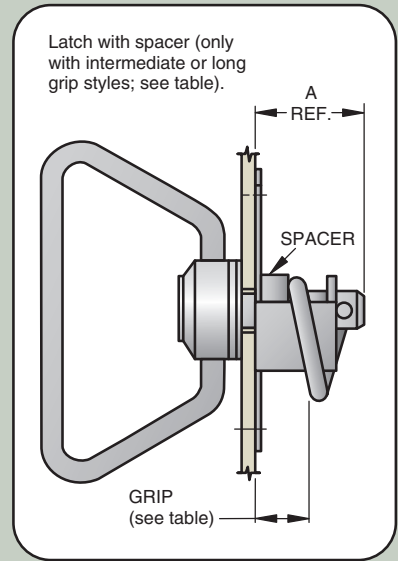
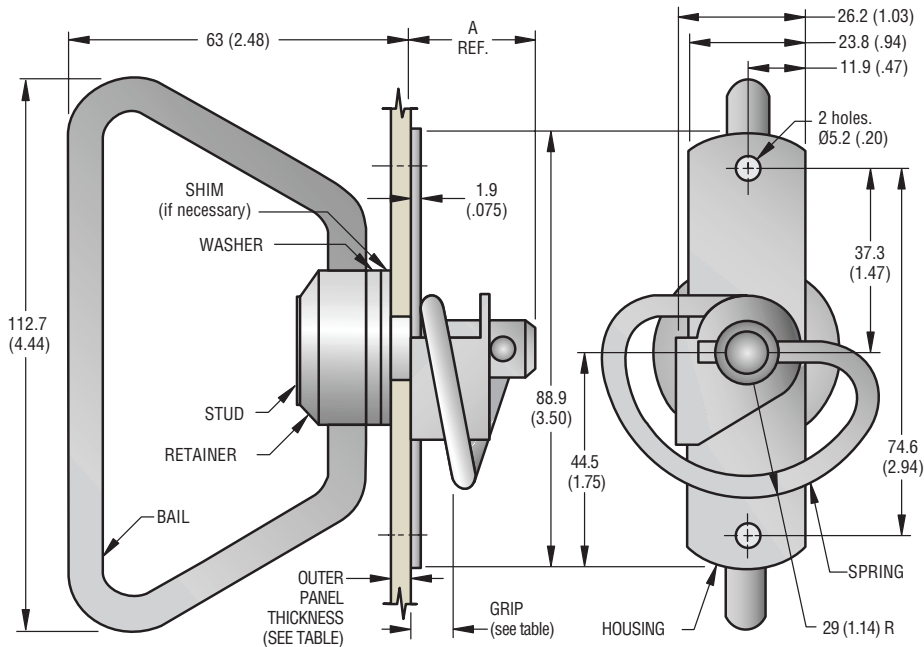


# Southco® Compression Latches

## Spring Latch Series, Bail-handle Style

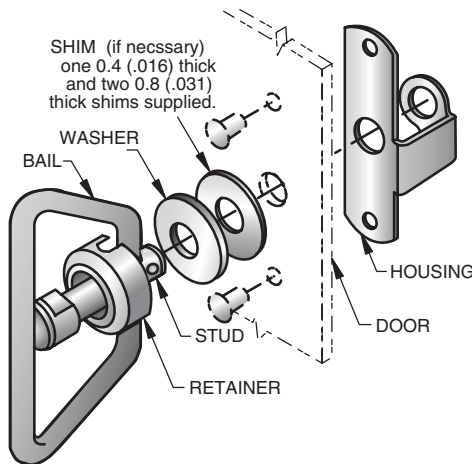
- An extra turn adjusts the amount of compression applied
- Camming action of spring pawl provides wide grip range
- Rivet or weld mounting styles



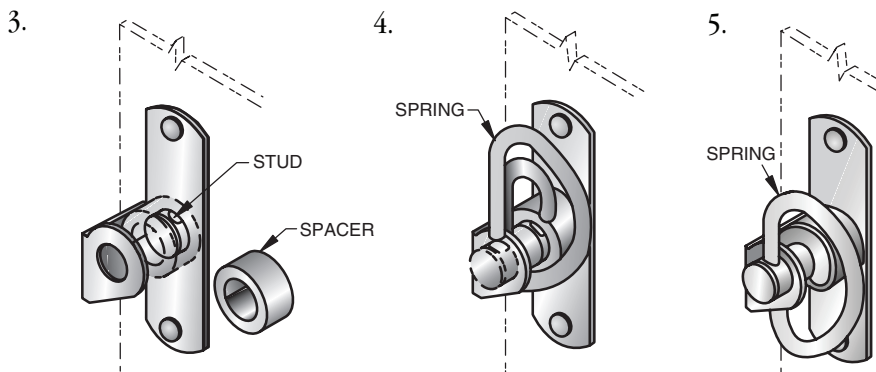
GRIP		A Ref.	MOUNT STYLE	PART NUMBERS
MIN.	MAX.			
2.4 (.09)	14.3 (.56)	25 (.98)	Rivet	57-40-701-80 •
			Weld	57-40-702-85 •
12.7 (.50)	24.6 (.97)	35.3 (1.39)	Rivet	57-40-704-80
			Weld	57-40-705-85
23.4 (.92)	35.3 (1.39)	46 (1.81)	Rivet	57-40-707-80
			Weld	57-40-708-85 •

### Installation

1. For panel preparation see previous page.
2. Assemble as shown.



OUTER PANEL THICKNESS	NUMBER OF SHIMS NEEDED
4.6 (.181) to 5 (.196)	None
4.2 (.165) to 4.6 (.180)	One - 0.4 (.016)
3.8 (.149) to 4.2 (.164)	One - 0.8 (.031)
3.4 (.133) to 3.8 (.148)	One - 0.8 (.031) thick and One - 0.4 (.016) thick
3 (.117) to 3.4 (.132)	Two - 0.8 (.031) thick
2.6 (.101) to 3 (.116)	Two - 0.8 (.031) thick and One - 0.4 (.016) thick



### Material and Finish

STUD: Low carbon steel, zinc plate, chromate plus sealer.  
 RETAINER: Die-cast zinc, chemical protective film.  
 BAIL: 1008 Steel, zinc plate, chromate plus sealer.  
 SHIMS: Nylon, black.  
 SPRING: 302 Stainless steel, passivated.  
 HOUSING: 1010 Steel; rivet style-zinc plate, chromate plus sealer; weld style-copper plated.  
 WASHER: 1010 Steel, zinc plate, chromate plus sealer.  
 SPACER: Low carbon steel, zinc plate, chromate plus sealer.

### Product Strength Guidelines

(To assist in your product selection; samples are available for your evaluation.)

**Operating temperature range:**  
 -20°C (0°F) to 80°C (180°F)

**Flammability rating**

(SHIM): UL 94-HB

millimeter (inch)  
 millimeter  
 (inch)

Dimensions without tolerances are for reference only.