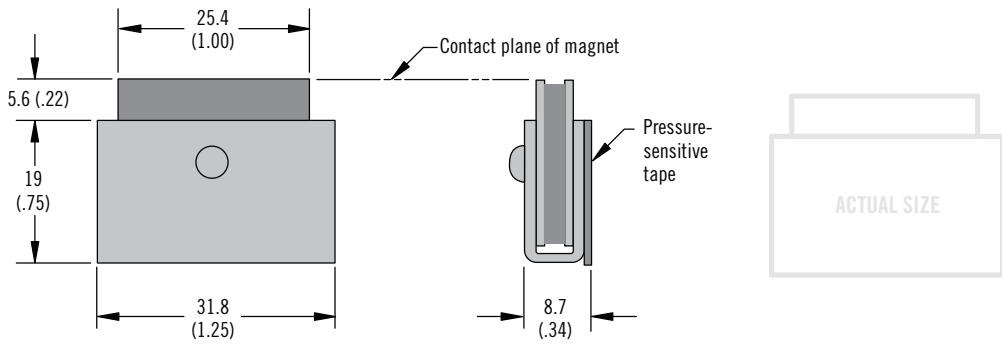


02 Push-to-Close Latch

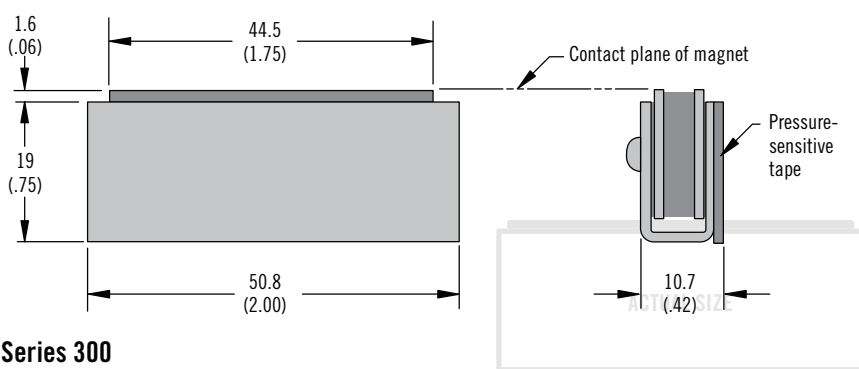
Pull-to-open · Magnetic catch · Snap-in



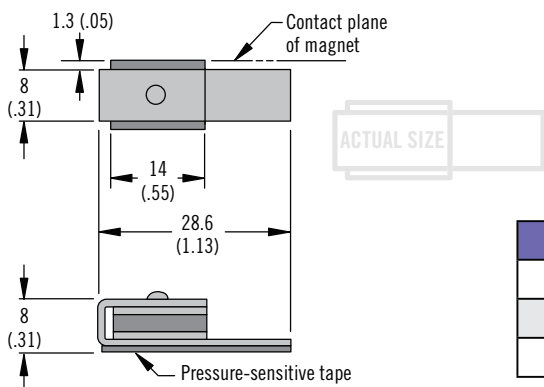
Series 100



Series 200



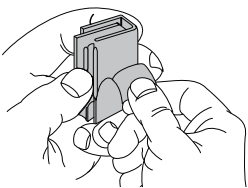
Series 300



Series	Magnet Part Number
100	02-30-121-10
200	02-30-221-10
300	02-30-321-10

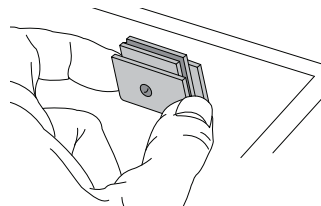
Installation

1. Remove protective paper



Notes: Be sure the mounting surface is clean and capable of retaining a satisfactory adhesive bond

2. Place in position



- Adhesive installation
- Optional side mount bracket

Material and Finish

Housing: Polypropylene, black
 Pole pieces: Steel, zinc plated
 Magnet: Barium ferrite

Performance Details

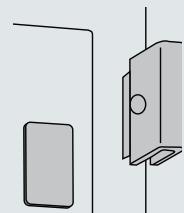
Series	Average breakaway force	Standard deviation
100	46 N (10 lbf)	5.9 N (1.3 lbf)
200	64 N (14 lbf)	7.3 N (1.6 lbf)
300	8 N (1.8 lbf)	2.1 N (.47 lbf)

Operating temperature range:
 -30°C (-20°F) to 115°C (240°F)

Flammability rating: UL94-HB

Installation Notes

For non-ferrous applications. Screw-mounted and adhesive backed strikes are available. Order separately. See page 146.



Notes

Performance values shown are supplied as a general guide only

Part Number

See table