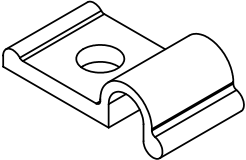
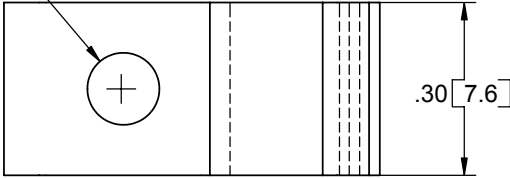
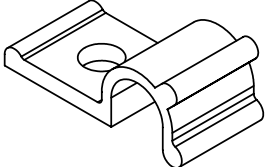


PART NO.	"A" REF.	"B" REF.	"C" HOLDING DIA.	"D" REF.
HURCS-2-01	.25 [6.2]	.59 [15.0]	1/8 [3.2]	.17 [4.3]
HURCS-3-01	.28 [7.1]	.65 [16.5]	3/16 [4.8]	.24 [6.1]
HURCS-4-01	.32 [8.1]	.72 [18.3]	1/4 [6.4]	.30 [7.6]

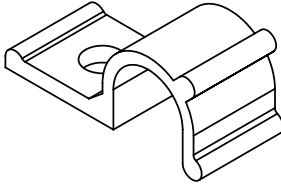
.125 ± .002 [3.2 ± .05] MOUNTING HOLE DIA.
FOR #4 SCREW OR SR-30XX SERIES RIVET



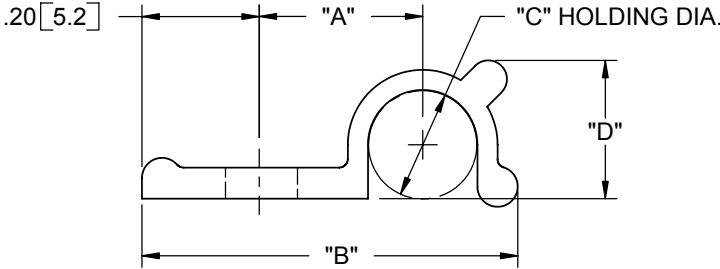
HURCS-2-01



HURCS-3-01



HURCS-4-01



- NOTES:
 1. MATERIAL: NYLON 6/6 (RMS-01)
 FLAME RETARDANT, NYLON (RMS-19)
 AVAILABLE BY SPECIAL ORDER.
 TO ORDER, REPLACE "-01" WITH "-19"
 2. COLOR: NATURAL

A	RELEASED FOR PRODUCTION	SM	01/22/04
REV.	DESCRIPTION	ENGR.	DATE

TITLE: HALF "U" ROUTING CLIP W/ MOUNTING SCREW						DWG IN IN [MM]	
CREATED USING SOLIDWORKS	FILE #: HURCS	DWN: SM	APP: DJZ	FINAL			
TOLERANCES UNLESS NOTED .XX=±.010 .XXX=±.005 FRAC.=±1/64 ANG.=±1°	SHEET: 1 OF 1	SHEET SIZE: A	DT: 01/22/04	CHKD: SJ			
RE: RICHCO, INC.	RICHCO, INC. ENG@RICHCO-INC.COM (773) 539-4060		SEE TABLE		PRINT TYPE CA		