

Tool Accessories

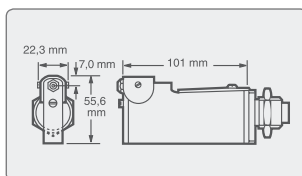
Special Front-end Accessories

Where limited access or awkward applications make it impossible to use POP® riveting tools in their standard configurations, a series of specialised setting heads and front end kits are available.

A1 (U)

Narrow nose diameter, for setting rivets in tight corners

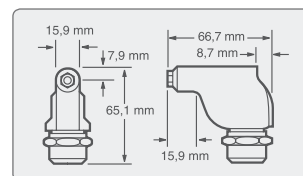
- Head sets rivets within 7mm of a right-angled section
- Recommended for setting POP® rivets up to and including aluminium alloy 4.8 diameter
- Weight: 0.63 kg



PRH830 Corner Head

Very compact 90° corner head

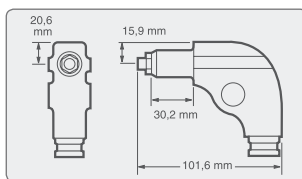
- Designed for extremely restricted access
- Sets all POP® rivets up to and including 3.2mm diameter, plus some 4.0mm
- Weight: 0.31 kg



PRH840 Corner Head

Robust 90° corner head

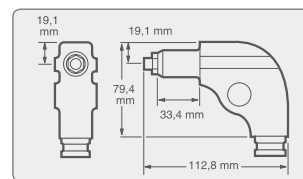
- Suitable for use with wide range of riveting tools
- Recommended for setting POP® rivets up to and including steel 4.8mm diameter
- Weight: 0.5 kg



PRH850 Heavy Duty Corner Head

Heavy duty 90° corner head

- Designed for high volume usage with higher capacity POP® setting tools
- Sets all POP® rivets up to and including open 6.4mm diameter
- Weight: 0.76 kg




Special Setting Head Kits

Setting Head		Adaptor Kits				
Description	Article	ProSet® 1600	ProSet® 2500	ProSet® 3400	510	540
A1 (U)	19756	Not Available	18731	–	PRA967 (19490)	PRA965 (19488)
PRH830	19480	Not Available	18731	–	PRA967 (19490)	PRA965 (19488)
PRH840	19024	Not Available	18737	18750	PRH840-510 (19153)	PRH840-540 (19145)
PRH850	19240	Not Available	–	18869	–	PRH850-540 (19254)

Front End Kits

A wide range of front end kits ensures that the POP® setting tool range is able to reliably set rivets even in deep or narrow access applications.



Tool	Article	Description	A	B	C	D
ProSet® 1600	13495	FAN239-174 Extended	140	96	17.4	11
ProSet® 2500	13163	FAN275-132 Extended	140	100	20.5	11
	13164	FAN275-198 Reduced	140	100	17.4	11
ProSet® 3400	TBA	FAN276-075 Extended	200	155	22.4	11

