
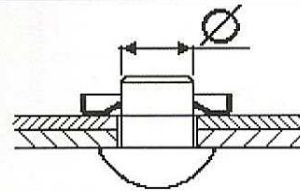
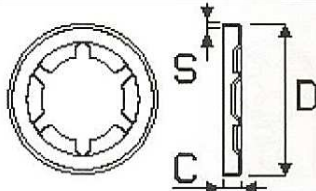


RPCO**FISSATORE A CORONA****CROWNLOCK WASHER**

SCHNELLBEFESTIGER/SICHERUNGSSCHEIBE
 RONDELLES D'ARRÊT D'AXE / RONDELLE À GRIFFE
 ARANDELA DE FIJACION SIN TAPA



I FISSATORI A CORONA SONO FISSATORI PER PERNI LISCI A CUI E' STATA AGGIUNTA UNA CORONA CIRCOLARE CHE NE IMPEDISCE LA FLESSIONE, LO RENDE PIU' RIGIDO E NE AUMENTA LA FORZA DI TENUTA ALLO STRAPPO. TUTTI I FISSATORI A CORONA RIPORTANO INCISO IL DIAMETRO DEL PERNO SU CUI POSSONO ESSERE MONTATI.

CROWNLOCK WASHER ARE ROUND QUICKLOCK WASHER FOR SMOOTH SHAFT WITH A SPECIAL EDGE ("CROWN") THAT PREVENT THE DEFORMATION, MAKE THE WASHER MORE STIFF AND INCREASE THE ALLOWABLE LOAD. STUD DIAMETER MEASURE IS PRINTED ON EACH CROWNLOCK WASHER.

codice part no.	Ø perno stud diameter	D diametro esterno external diameter	S spessore thickness	C altezza height	denti teeth slits prongs	Forza di inserimento pull in force (N)	forza di tenuta pull off force (N)	nota note
RPCO 302◇	2,0	9,0	0,20	1,3	4		200	
RPCO 302509◇	2,5	9,0	0,20	1,3	4		200	
RPCO 303◇	3,0	9,0	0,20	1,3	4		200	
RPCO 303011◇	3,0	10,9	0,20	1,3	4		200	
RPCO 303011I	3,0	10,9	0,20	1,3	4		100	AISI 301 (1.4310)
RPCO 304◇	4,0	10,9	0,20	1,3	5	95	400	
RPCO 304I	4,0	10,9	0,20	1,3	5		100	AISI 301 (1.4310)
RPCO 305◇	5,0	10,9	0,20	1,3	6	125	600	
RPCO 305I	5,0	10,9	0,20	1,3	6		300	AISI 301 (1.4310)
RPCO 305015◇	5,0	15,0	0,30	1,6	6	125	500	
RPCO 306◇	6,0	15,0	0,30	1,6	6	210	800	
RPCO 306I	6,0	15,0	0,25	1,6	6		400	AISI 301 (1.4310)
RPCO 306020◇	6,0	20,5	0,30	2,0	6	210	800	
RPCO 306515◇	6,5	15,0	0,30	1,6	6		800	
RPCO 307◇	7,0	15,0	0,30	1,6	6		900	
RPCO 307I	7,0	15,0	0,25	1,6	6		600	AISI 301 (1.4310)
RPCO 308◇	8,0	15,0	0,30	1,6	6	340	1000	
RPCO 308I	8,0	15,0	0,25	1,6	6			AISI 301 (1.4310)
RPCO 308020◇	8,0	20,5	0,30	2,0	6	340	1000	
RPCO 309◇	9,0	18,0	0,30	2,1	6		1000	
RPCO 309I	9,0	18,0	0,30	2,1	6			AISI 301 (1.4310)
RPCO 309518◇	9,5	18,0	0,30	2,1	6		1000	
RPCO 310◇	10,0	18,0	0,30	2,1	6	355	1100	
RPCO 310I	10,0	18,0	0,30	2,1	6			AISI 301 (1.4310)