

Breather caps

with splash guard, external anti-splash semi-discs and dipstick, technopolymer

MATERIAL

- Polyamide based (PA) technopolymer.
- Cap: semi-matte finish, black colour, with "fill" symbol.
- Threaded connector and external anti-splash semi-discs, black colour.

PACKING RINGS

NBR synthetic rubber.

FLAT DIPSTICK

Flat section phosphatised steel.
On request and for sufficient quantities dipstick can be supplied in different lengths and/or complete with MAX-MIN level lines.

STANDARD EXECUTIONS

- **SFX+a**: with splash guard, without air filter.
- **SFX+F+a**: with splash guard, "tech-foam" air filter in polyurethane foam mesh (polyester base), air filtration 40 μ .
- **SFX+P+a**: with anti-splash semi-discs, without air filter.
- **SFX+P+F+a**: with anti-splash semi-discs and "tech-foam" air filter in polyurethane foam mesh (polyester base), air filtration 40 μ .

MAXIMUM CONTINUOUS WORKING TEMPERATURE

100°C.

FEATURES AND APPLICATIONS

The SFX+a breather caps are made with a special internal geometry (Elesa patent) that prevents the leakage of fluids through a linear labyrinth (splash guard effect) and promotes condensation of the outgoing vapours.

The external snap-on anti-splash discs (execution+P) located at the mouth of the threaded fitting hole, are made up of fins offset from each other so as to constitute an additional labyrinth in the most critical cases of strong fluid projections.

TECHNICAL DATA

Air flow rate for each model can be determined from the graph here below by calculating the difference between the pressure inside and outside the reservoir.

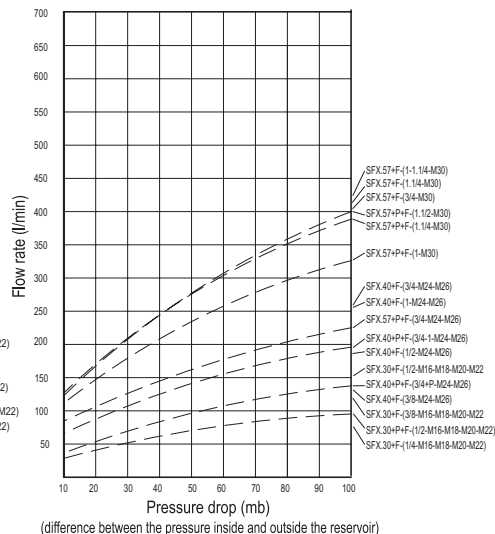
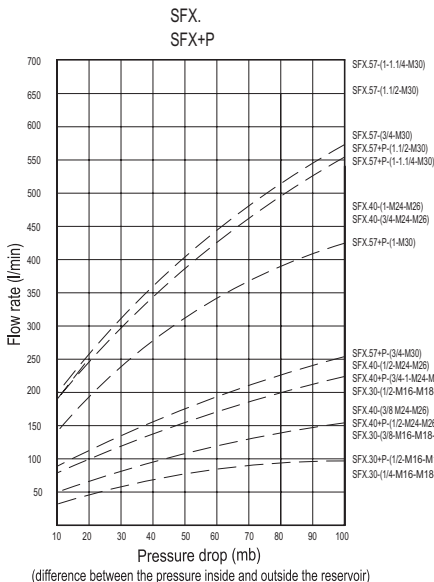
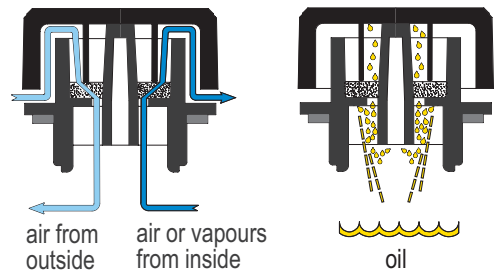


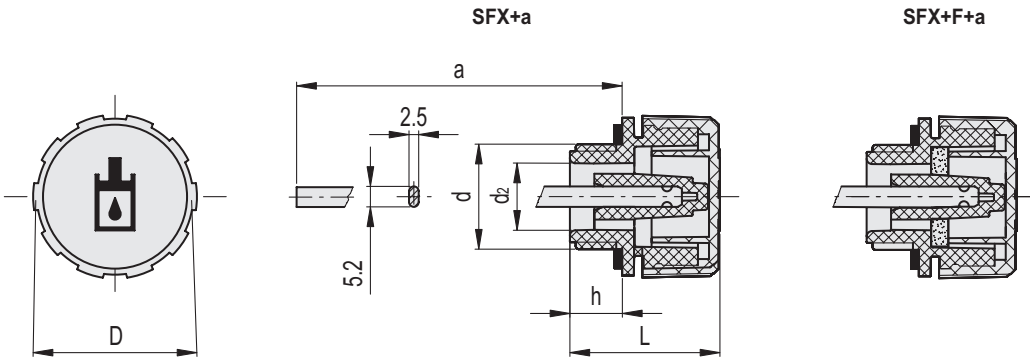
ELESA Original design

SPECIAL EXECUTIONS ON REQUEST

- Neutral cap without symbols.
- Cap in RAL 3000 red colour.
- Threaded fitting also with American conical gas threading NPT - ANSI-ASME B1-20 for the descriptions marked in the table with #.

Operating layout





SFX+a

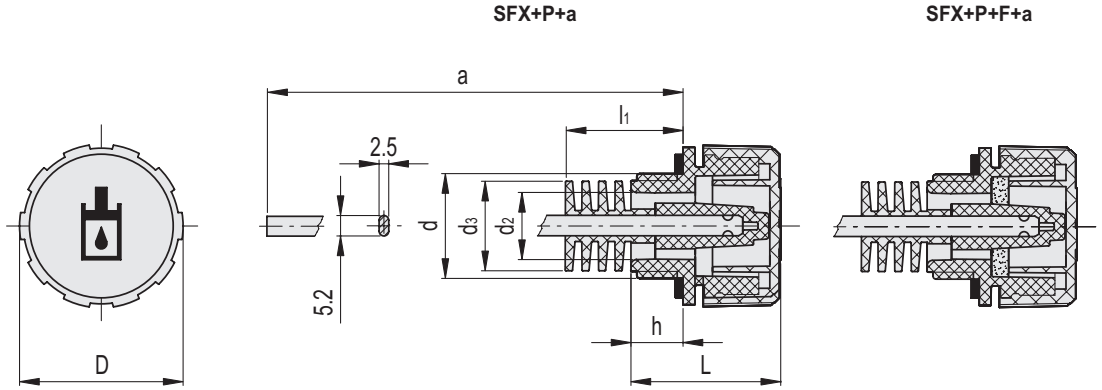
Code	Description	d	D	L	d2	h	a	△
53362	SFX.30-1/4+a	G 1/4	31	29.5	8	9.5	188	26
53402	SFX.30-3/8+a	G 3/8	31	29.5	10	9.5	188	26
53442	SFX.30-1/2+a	G 1/2	31	29.5	12	9.5	188	26
53482	SFX.40-3/8+a#	G 3/8	31	29.5	10	11.5	184	34.5
53522	SFX.40-1/2+a#	G 1/2	42	36.5	12	11.5	184	34.5
53562	SFX.40-3/4+a#	G 3/4	42	36.5	17	11.5	184	34.5
53602	SFX.40-1+a	G 1	57	42	23	11.5	184	34.5
53642	SFX.57-3/4+a	G 3/4	57	42	18	14	184	49
53682	SFX.57-1+a	G 1	57	42	23	14	184	49
53722	SFX.57-1¼+a	G 1 1/4	57	44	32	16	184	49
53762	SFX.57-1½+a	G 1 1/2	57	44	38	16	184	49
53006	SFX.30-M16x1.5+a	M16x1.5	31	29.5	10	9.5	188	26
53026	SFX.30-M18x1.5+a	M18x1.5	31	29.5	10	9.5	188	26
53046	SFX.30-M20x1.5+a	M20x1.5	31	29.5	12	9.5	188	26
53066	SFX.30-M22x1.5+a	M22x1.5	31	29.5	12	9.5	188	26
53086	SFX.40-M24x1.5+a	M24x1.5	42	36.5	18	11.5	184	34.5
53106	SFX.40-M26x1.5+a	M26x1.5	42	36.5	18	11.5	184	34.5
53126	SFX.57-M30x1.5+a	M30x1.5	57	42	23	14	184	49

SFX+F+a

Code	Description	d	D	L	d2	h	a	△
53366	SFX.30-1/4+F+a	G 1/4	31	29.5	8	9.5	188	26
53406	SFX.30-3/8+F+a	G 3/8	31	29.5	10	9.5	188	26
53446	SFX.30-1/2+F+a	G 1/2	31	29.5	12	9.5	188	26
53486	SFX.40-3/8+F+a#	G 3/8	31	29.5	10	11.5	184	34.5
53526	SFX.40-1/2+F+a#	G 1/2	42	36.5	12	11.5	184	34.5
53566	SFX.40-3/4+F+a#	G 3/4	42	36.5	17	11.5	184	34.5
53606	SFX.40-1+F+a	G 1	57	42	23	11.5	184	34.5
53646	SFX.57-3/4+F+a	G 3/4	57	42	18	14	184	49
53686	SFX.57-1+F+a	G 1	57	42	23	14	184	49
53726	SFX.57-1¼+F+a	G 1 1/4	57	44	32	16	184	49
53766	SFX.57-1½+F+a	G 1 1/2	57	44	38	16	184	49
53016	SFX.30-M16x1.5+F+a	M16x1.5	31	29.5	10	9.5	188	26
53036	SFX.30-M18x1.5+F+a	M18x1.5	31	29.5	10	9.5	188	26
53056	SFX.30-M20x1.5+F+a	M20x1.5	31	29.5	12	9.5	188	26
53076	SFX.30-M22x1.5+F+a	M22x1.5	31	29.5	12	9.5	188	26
53096	SFX.40-M24x1.5+F+a	M24x1.5	42	36.5	18	11.5	184	34.5
53116	SFX.40-M26x1.5+F+a	M26x1.5	42	36.5	18	11.5	184	34.5
53136	SFX.57-M30x1.5+F+a	M30x1.5	57	42	23	14	184	49

Types available on request with NPT thread (National Taper Pipe Thread - ANSI-ASME B1-20).





SFX+P+a

Code	Description	d	D	L	d2	d3	h1	h	a	△
53462	SFX.30-1/2+P+a	G 1/2	31	29.5	12	18	26	9.5	188	26
53542	SFX.40-1/2+P+a#	G 1/2	42	36.5	12	18	28.5	11.5	184	34.5
53582	SFX.40-3/4+P+a#	G 3/4	42	36.5	17	23	28.5	11.5	184	34.5
53622	SFX.40-1+P+a	G 1	57	42	23	30	28.5	11.5	184	34.5
53662	SFX.57-3/4+P+a	G 3/4	57	42	18	23	31	14	184	49
53702	SFX.57-1+P+a	G 1	57	42	23	30	31	14	184	49
53742	SFX.57-1¼+P+a	G 1¼	57	44	32	30	33	16	184	49
53782	SFX.57-1½+P+a	G 1½	57	44	38	30	33	16	184	49
53246	SFX.30-M20x1.5+P+a	M20x1.5	31	29.5	12	23	26	9.5	188	26
53266	SFX.30-M22x1.5+P+a	M22x1.5	31	29.5	12	23	26	9.5	188	26
53286	SFX.40-M24x1.5+P+a	M24x1.5	42	36.5	18	30	28.5	11.5	184	34.5
53306	SFX.40-M26x1.5+P+a	M26x1.5	42	36.5	18	30	28.5	11.5	184	34.5
53326	SFX.57-M30x1.5+P+a	M30x1.5	57	42	23	30	31	14	184	49

SFX+P+F+a

Code	Description	d	D	L	d2	d3	h1	h	a	△
53466	SFX.30-1/2+P+F+a	G 1/2	31	29.5	12	18	26	9.5	188	26
53546	SFX.40-1/2+P+F+a#	G 1/2	42	36.5	12	18	28.5	11.5	184	34.5
53586	SFX.40-3/4+P+F+a#	G 3/4	42	36.5	17	23	28.5	11.5	184	34.5
53626	SFX.40-1+P+F+a	G 1	57	42	23	30	28.5	11.5	184	34.5
53666	SFX.57-3/4+P+F+a	G 3/4	57	42	18	23	31	14	184	49
53706	SFX.57-1+P+F+a	G 1	57	42	23	30	31	14	184	49
53746	SFX.57-1¼+P+F+a	G 1¼	57	44	32	30	33	16	184	49
53786	SFX.57-1½+F+a	G 1½	57	44	38	30	33	16	184	49
53256	SFX.30-M20x1.5+P+F+a	M20x1.5	31	29.5	12	23	26	9.5	188	26
53276	SFX.30-M22x1.5+P+F+a	M22x1.5	31	29.5	12	23	26	9.5	188	26
53296	SFX.40-M24x1.5+P+F+a	M24x1.5	42	36.5	18	30	28.5	11.5	184	34.5
53316	SFX.40-M26x1.5+P+F+a	M26x1.5	42	36.5	18	30	28.5	11.5	184	34.5
53336	SFX.57-M30x1.5+P+F+a	M30x1.5	57	42	23	30	31	14	184	49

Types available on request with NPT thread (National Taper Pipe Thread - ANSI-ASME B1-20).