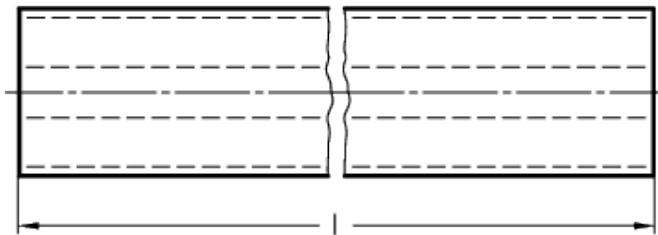
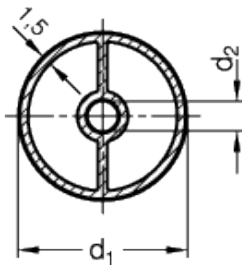


# GN 930

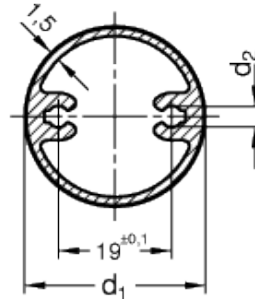
Handle tubes



Design for  
 $d_1 = 20$  and  $28$



Design for  
 $d_1 = 30$



## technical informations

### Material

Aluminium.

- Version SW: RAL 9005 black colour, matte finish, epoxy resin coating (available for lengths until 3000 mm).
- Version EL: anodised, natural colour, matte finish (available for lengths until 2600 mm).

### Features and applications

Handle tubes GN 930 with screw channel are designed for use in a variety of different tube handles (e.g. GN 333).

For applications not requiring handle bases, the screw channel provides a very economical fixing solution with thread-tapping screws.

The lengths  $l$  listed in the table are ex on stock lengths.

Standard Elements	Main dimensions				Weight
	Description	$d_1 \pm 0,2$	$l \pm 0,25$	$d_2$	
GN 930-20-194-SW	20	194	4.5	M5	60
GN 930-20-194-EL	20	194	4.5	M5	60
GN 930-20-244-SW	20	244	4.5	M5	80
GN 930-20-244-EL	20	244	4.5	M5	80
GN 930-20-294-SW	20	294	4.5	M5	98
GN 930-20-294-EL	20	294	4.5	M5	98
GN 930-20-394-SW	20	394	4.5	M5	100
GN 930-20-394-EL	20	394	4.5	M5	100
GN 930-28-192-SW	28	192	5.5	M6	104
GN 930-28-192-EL	28	192	5.5	M6	120
GN 930-28-242-SW	28	242	5.5	M6	140
GN 930-28-242-EL	29	242	5.5	M6	140
GN 930-28-292-SW	28	292	5.5	M6	180
GN 930-28-292-EL	28	292	5.5	M6	180
GN 930-28-392-SW	28	392	5.5	M6	200
GN 930-28-392-EL	28	392	5.5	M6	200
GN 930-28-492-SW	28	492	5.5	M6	240
GN 930-28-492-EL	28	492	5.5	M6	240
GN 930-28-592-SW	28	592	5.5	M6	260
GN 930-28-592-EL	28	592	5.5	M6	260
GN 930-30-189-SW	30	189	3.6	M4	108
GN 930-30-189-EL	30	189	3.6	M4	120
GN 930-30-289-SW	30	289	3.6	M4	165
GN 930-30-289-EL	30	289	3.6	M4	180
GN 930-30-389-SW	30	389	3.6	M4	220
GN 930-30-389-EL	30	389	3.6	M4	220
GN 930-30-489-SW	30	489	3.6	M4	340
GN 930-30-489-EL	30	489	3.6	M4	340
GN 930-30-589-SW	30	589	3.6	M4	420
GN 930-30-589-EL	30	589	3.6	M4	420
GN 930-30-989-SW	30	989	3.6	M4	560
GN 930-30-989-EL	30	989	3.6	M4	560



STANDARD MACHINE ELEMENTS WORLDWIDE