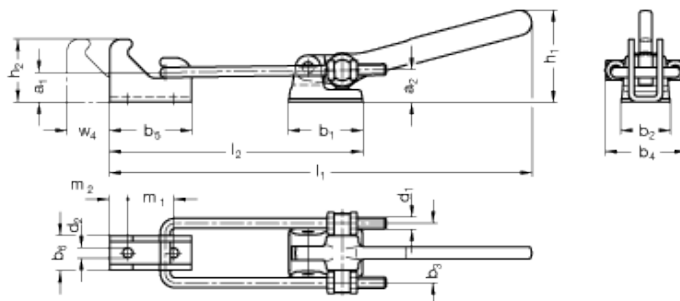
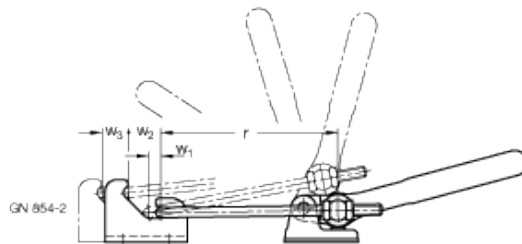
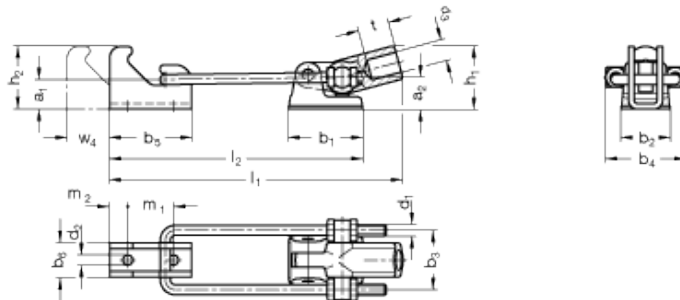


GN 854

Latch clamps





technical informations

Clamping and bearing arm

Forked, weldable and blank steel.
Type T2S: for welding.

Pulling latch

Blank steel St. 37.

Bearing pins

Blank steel St. 37.

Latch bracket

Sheet metal steel, blank.

Standard versions available

- Version 1: with bore
- Version 2: with clamping arm.

Features and applications

The outstanding feature of GN 854 latch clamps is their highly robust, sturdy and compact design, allowing their use under demanding conditions, e.g. exposure to high temperatures, dust, spray mist, etc.
The specially designed latch bracket allows the forced loosening of the clamping by the clamping arm moving the pulling latch forward, e.g. for separating mould halves.

Latch clamps with bore (version 1) are operated with a gear lever handle which is plugged into the latch and pulled off after operation. This saves space and has the added advantage that the gear lever handle is not exposed to adverse ambient conditions, e.g. turning too hot to operate. The gear lever handle is not included in the delivery.

The latch bracket can also be attached using screws or bolts.

If required, clamping elements and pulling latches are also available as separate parts; for replacement, the bearing bolt is easily dismantled.

Standard Elements	Main dimensions																			Stroke	Adjustable range	Holding force	Weight		
Description	a ₁	a ₂	b ₁	b ₂	b ₃	b ₄	b ₅	b ₆	d ₁	d ₂	d ₃	h ₁ ≈	h ₂	l ₁ ≈	l ₂ min.	m ₁	m ₂	r	t	w ₁	w ₂	w ₃ ≈	w ₄ ≈	FH in N	g
GN 854-1500-1-T2S	26	28	65	43	52	70	72	30	M10	8.5	18	55	55	220	186	40	16	120	30	10.5	28	25	40	13000	1234
GN 854-1500-2-T2S	26	28	65	43	52	70	72	30	M10	8.5	-	81	55	334	186	40	16	120	-	10.5	28	25	40	13000	1320



STANDARD MACHINE ELEMENTS WORLDWIDE