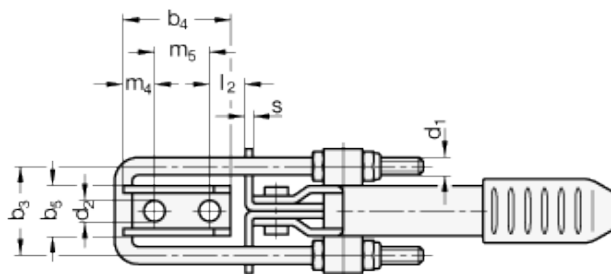
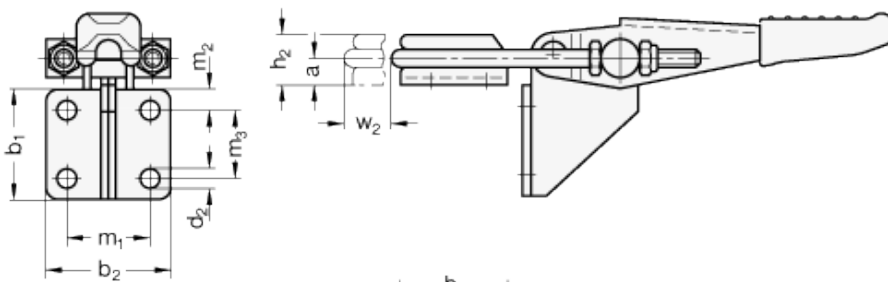
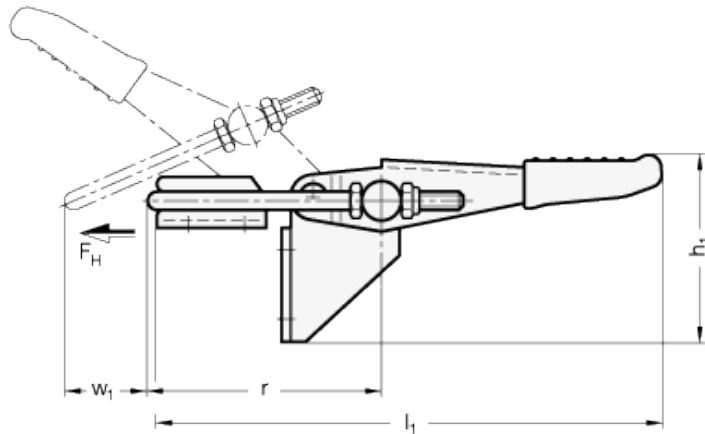



# GN 851.2

Latch clamps with pulling action



technical informations

**Metal parts**

Zinc-plated case-hardened steel C10, blue passivated.

**Pulling latch**

Zinc-plated steel, blue passivated, clamping arm horizontal to the fixing plane.

**Handle**

Oil-resistant, solid plastic, red colour.

**Standard versions available**

- Type T4: with pulling latch, with latch bracket.
- Type T: without pulling latch, with latch bracket.

**Features and applications**

All moving parts are lubricated with special grease. GN 851.2 latch clamps allow a rapid and safe locking of lids and covers. The stroke of the pulling latch can be adjusted within its range. In the clamped position the operating lever is in line with the pulling latch.

Standard Elements	Main dimensions																			Stroke	Adjustable range	Holding force in FH in N	Weight
Description	a	b <sub>1</sub>	b <sub>2</sub>	b <sub>3</sub>	b <sub>4</sub>	b <sub>5</sub>	d <sub>1</sub>	d <sub>2</sub>	h <sub>1</sub> ≈	h <sub>2</sub>	l <sub>1</sub>	l <sub>2</sub> ≈ min.	m <sub>1</sub>	m <sub>2</sub>	m <sub>3</sub>	m <sub>4</sub>	m <sub>5</sub>	r ≈	s	w <sub>1</sub>	w <sub>2</sub> ≈		g
GN 851.2-160-T4	5	26	35	21	25.5	14	M4	4.3	40	10	104	4.5	22	6.5	13	6.5	14.3	50	2	32	11	1600	100
GN 851.2-320-T4	8	36	44	32	37	22	M6	6.5	57.5	15	132	6	25.5	8.5	19	10.5	20.5	78	3	53	15	3200	305
GN 851.2-700-T4	13	52	54	38	48.5	26	M8	8.5	82	23	225	8	36.5	10	32	13.5	27	102	3.5	64	21	7000	675
GN 851.2-160-T	5	26	35	21	25.5	14	M4	4.3	40	10	104	4.5	22	6.5	13	6.5	14.3	50	2	32	11	1600	100
GN 851.2-320-T	8	36	44	32	37	22	M6	6.5	57.5	15	132	6	25.5	8.5	19	10.5	20.5	78	3	53	15	3200	305
GN 851.2-700-T	13	52	54	38	48.5	26	M8	8.5	82	23	225	8	36.5	10	32	13.5	27	102	3.5	68	21	7000	675



STANDARD MACHINE ELEMENTS WORLDWIDE