

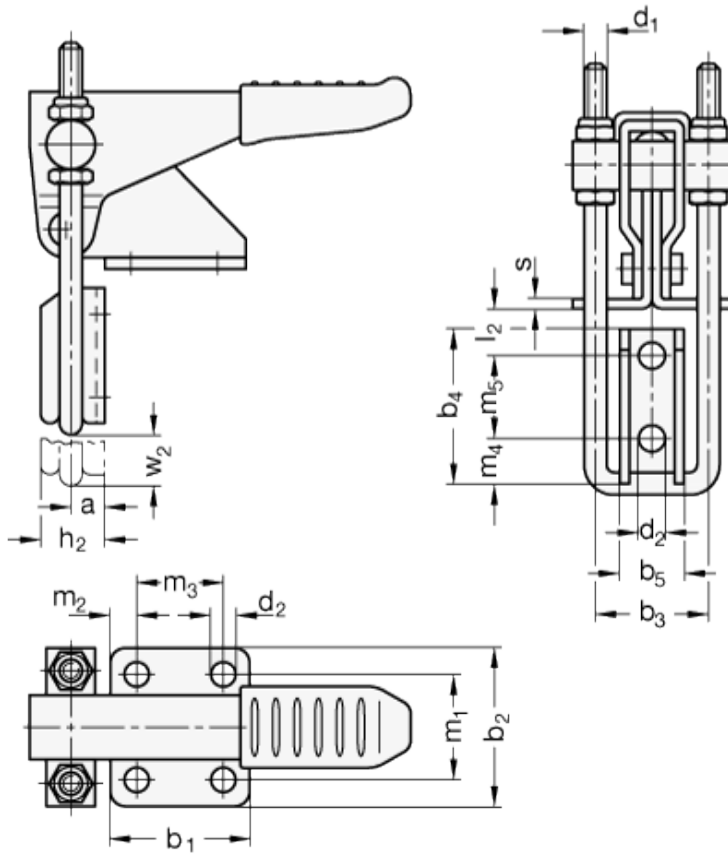
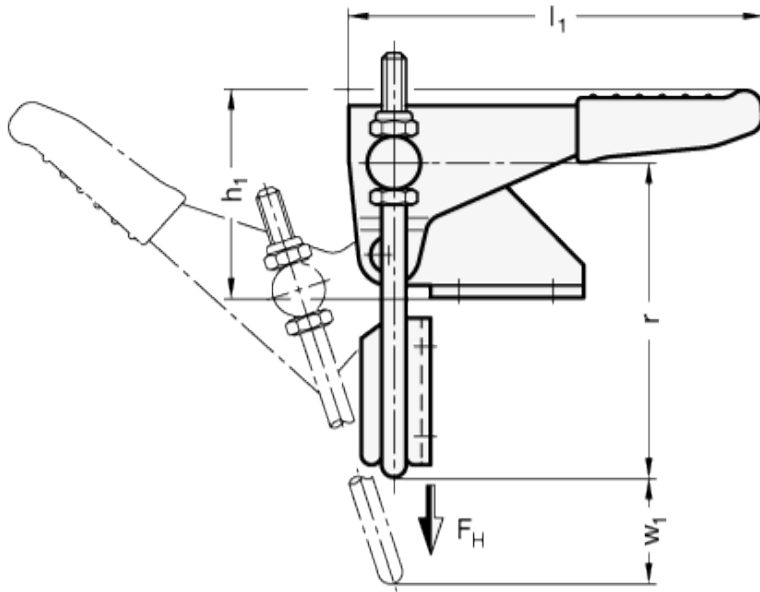
# GN 851.1-NI

Latch clamps with pulling action



**INOX**  
Stainless Steel





technical informations  
 Parts in sheet metal / Pulling latch  
 AISI 304 stainless steel.

**Bolt**

AISI 305 stainless steel, perpendicular to the clamping arm.

## Handle

Oil-resistant, solid plastic, red colour.

## Assembly

All moving parts lubricated with special grease.

## Standard versions available

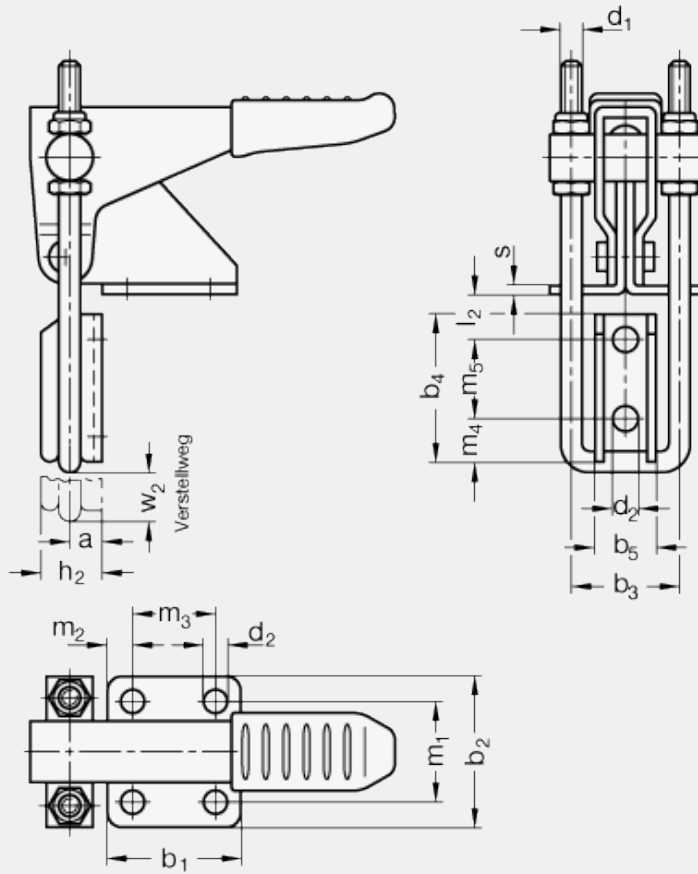
- Version T3: with pulling latch, with latch bracket.
- Version T: without pulling latch, with latch bracket.

## Features and applications

The stroke of the pulling latch of latch clamps GN 851.1 can be adjusted within its range.

In the clamped position the pulling latch with clamping arm is perpendicular to the clamping arm and the plane of the operating handle.

Besides the standard dimensions of the pulling latch above, more versions are available under GN 951.1.



Standard  
Elements

Main dimensions

Stroke

Adjustable  
range

Weig

Description	a	b <sub>1</sub>	b <sub>2</sub>	b <sub>3</sub>	b <sub>4</sub>	b <sub>5</sub>	d <sub>1</sub>	d <sub>2</sub>	h <sub>1</sub> ≈	h <sub>2</sub>	l <sub>1</sub> ≈	l <sub>2</sub> min	m <sub>1</sub>	m <sub>2</sub>	m <sub>3</sub>	m <sub>4</sub>	m <sub>5</sub>	r ≈	s	w <sub>1</sub>	w <sub>2</sub> ≈	Holding force FH in N	
																						g	
GN 851.1-160-T3-NI	5	26	35	21	25.5	14	M4	4.3	37	10	68	4.5	22	6.5	13	6.5	14.3	50	2	32	11	1600	105
GN 851.1-320-T3-NI	8	36	44	32	37	22	M6	6.5	54	15	106	6	25.5	8.5	19	10.5	20.5	78	3	53	17	3200	325
GN 851.1-700-T3-NI	13	52	54	38	48.5	26	M8	8.5	67	23	147	8	36.5	10	32	13.5	27	102	3.5	64	25	7000	700
GN 851.1-160-T-NI	5	26	35	21	25.5	14	M <sub>4</sub>	4.3	37	10	68	4.5	22	6.5	13	6.5	14.3	50	2	32	11	1600	98
GN 851.1-320-T-NI	8	36	44	32	37	22	M <sub>6</sub>	6.5	54	15	106	6	9	8.5	19	10.5	20.5	78	3	53	17	3200	277
GN 851.1-700-T-NI	13	52	54	38	48.5	26	M <sub>8</sub>	8.5	67	23	147	8	36.5	10	32	13.5	27	102	3.5	64	25	7000	592



STANDARD MACHINE ELEMENTS WORLDWIDE