

Toggle clamps

Steel / Stainless Steel for pulling action

SPECIFICATION

Types

- Type **T**: with draw axle, with catch
- Type **TF**: without draw axle, without catch
- Type **TG**: with draw axle, with catch, with oval head latch bolt
- Type **TT**: with draw axle, with catch, with T-head latch bolt
- Type **TU**: with draw axle, with catch, with J-hook latch bolt

Steel

Case-hardened steel C10
Stainless Steel
zinc plated, blue passivated

Draw hook
Steel St 37
zinc plated, blue passivated

Stainless Steel **NI**
AISI 304

All moving parts
lubricated with special grease

Hand grip
High quality, oil resistant red plastic

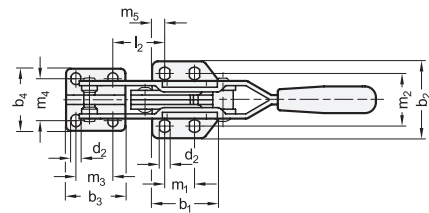
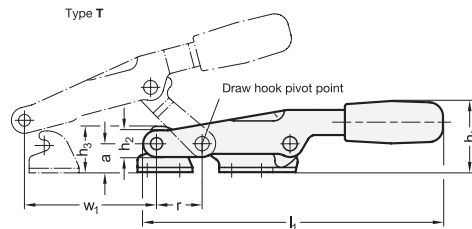
INFORMATION

GN 850.1 toggle clamps are especially suited for rapid closing and fastening of lids, flaps and molds.

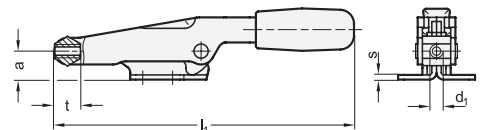
During clamping, the pivoting movement of the clamping lever is transformed into an axial movement of the tension axis / tension hook and ensures form-fitting retention.

Toggle clamps of type T are equipped with a tension axis firmly attached to the clamping arm. Type TF can be used for specific applications by attaching individual latch bolts. Latch bolts for latch-type toggle clamps of Types TG, TT and TU can be adjusted along the adjustment dimension w_2 .

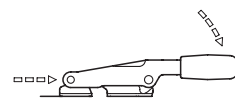
- General information for toggle clamps (see page 1560)



Type TF

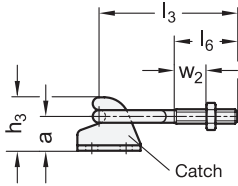


Operating principle

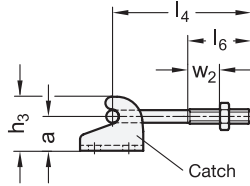




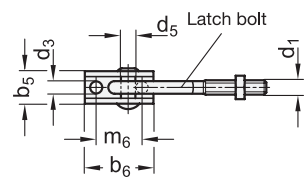
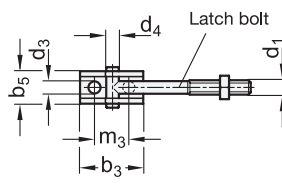
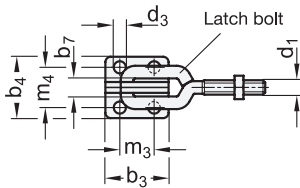
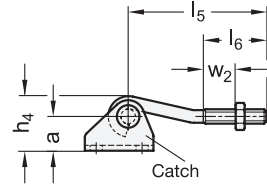
Type **TG**
Oval head latch bolt



Type **TT**
T-head latch bolt



Type **TU**
J-hook latch bolt



GN 850.1

Description	Size	FH in N	a	b1	b2	b3	b4	b5	b6	b7	d1	d2	d3	d4	d5	h1≈	h2	h3	h4	l1≈	l2≈	l3≈	l4≈	l5≈	l6	m1	m2	m3	m4	m5	m6	r≈	s	t	W1 Stroke	W2 ≈	
GN 850.1-500-T	500	5000	19	50	49	35	34	-	-	-	-	6.5	-	-	45	17	30	-	197	33	-	-	-	-	19	33.5	19	22.3	8	-	35	3	-	83	-	422	
GN 850.1-500-TF	500	5000	19	50	49	-	-	-	-	-	M 8	6.5	-	-	45	17	-	-	197	-	-	-	-	-	19	33.5	-	-	8	-	-	3	16	-	-	394	
GN 850.1-500-TG	500	5000	19	50	49	35	34	-	-	-	M 8	6.5	-	7	8	45	17	30	-	197	-	76.5	-	-	34	19	33.5	19	22.3	8	-	-	3	16	-	8	484
GN 850.1-500-TT	500	5000	19	50	49	35	-	18	-	10	M 8	6.5	6.7	-	45	17	30	-	197	-	-	-	76.5	-	34	19	33.5	19	-	8	-	-	3	16	-	8	465
GN 850.1-500-TU	500	5000	19	50	49	-	-	18	38	-	M 8	6.5	6.7	-	45	17	-	28	197	-	-	-	76.5	34	19	33.5	19	-	8	25.4	-	3	16	-	8	465	
GN 850.1-1000-T	1000	10000	28	61	63	50	41	-	-	-	-	8.5	-	-	56	20	40.5	-	242	34	-	-	-	-	32	45	31	25.4	8	-	45	4	-	110	-	811	
GN 850.1-1000-TF	1000	10000	28	61	63	-	-	-	-	-	M 10	8.5	-	-	56	20	-	-	242	-	-	-	-	-	32	45	-	-	8	-	-	4	19	-	-	696	
GN 850.1-1000-TG	1000	10000	28	61	63	50	41	-	-	-	M 10	8.5	-	9	10	56	20	40.5	-	242	-	95.5	-	-	42	32	45	31	25.4	8	-	-	4	19	-	12	782
GN 850.1-1000-TT	1000	10000	28	61	63	50	-	26	-	11	M 10	8.5	8.5	-	56	20	40.5	-	242	-	-	93	-	42	32	45	31	-	8	-	-	4	19	-	12	786	
GN 850.1-1000-TU	1000	10000	28	61	63	-	-	26	50	-	M 10	8.5	8.5	-	56	20	-	39	242	-	-	-	93	42	32	45	31	-	8	31	-	4	19	-	12	767	

GN 850.1-NI

STAINLESS STEEL

Description	Size	FH in N	a	b1	b2	b3	b4	b5	b6	b7	d1	d2	d3	d4	d5	h1≈	h2	h3	h4	l1≈	l2≈	l3≈	l4≈	l5≈	l6	m1	m2	m3	m4	m5	m6	r≈	s	t	W1 Stroke	W2 ≈	
GN 850.1-500-T-NI	500	5000	19	50	49	35	34	-	-	-	-	6.5	-	-	45	17	30	-	197	33	-	-	-	-	19	33.5	19	22.3	8	-	35	3	-	83	-	422	
GN 850.1-500-TF-NI	500	5000	19	50	49	-	-	-	-	-	M 8	6.5	-	-	45	17	-	-	197	-	-	-	-	-	19	33.5	-	-	8	-	-	3	16	-	-	394	
GN 850.1-500-TG-NI	500	5000	19	50	49	35	34	-	-	-	M 8	6.5	-	7	8	45	17	30	-	197	-	76.5	-	-	34	19	33.5	19	22.3	8	-	-	3	16	-	8	782
GN 850.1-500-TT-NI	500	5000	19	50	49	35	-	18	-	10	M 8	6.5	6.7	-	45	17	30	-	197	-	-	76.5	-	34	19	33.5	19	-	8	-	-	3	16	-	8	576	
GN 850.1-500-TU-NI	500	5000	19	50	49	-	-	18	38	-	M 8	6.5	6.7	-	45	17	-	28	197	-	-	-	76.5	34	19	33.5	19	-	8	25.4	-	3	16	-	8	573	
GN 850.1-1000-T-NI	1000	10000	28	61	63	50	41	-	-	-	-	8.5	-	-	56	20	40.5	-	242	34	-	-	-	-	32	45	31	25.4	8	-	45	4	-	110	-	811	
GN 850.1-1000-TF-NI	1000	10000	28	61	63	-	-	-	-	-	M 10	8.5	-	-	56	20	-	-	242	-	-	-	-	-	32	45	-	-	8	-	-	4	19	-	-	696	
GN 850.1-1000-TG-NI	1000	10000	28	61	63	50	41	-	-	-	M 10	8.5	-	9	10	56	20	40.5	-	242	-	95.5	-	-	42	32	45	31	25.4	8	-	-	4	19	-	12	875
GN 850.1-1000-TT-NI	1000	10000	28	61	63	50	-	26	-	11	M 10	8.5	8.5	-	56	20	40.5	-	242	-	-	93	-	42	32	45	31	-	8	-	-	4	19	-	12	892	
GN 850.1-1000-TU-NI	1000	10000	28	61	63	-	-	26	50	-	M 10	8.5	8.5	-	56	20	-	39	242	-	-	-	93	42	32	45	31	-	8	31	-	4	19	-	12	878	