

## Toggle latches

Steel / Stainless Steel, with lock mechanism

### SPECIFICATION

#### Types

- Type **G**: Latch bolt with loop, with catch
- Type **T**: Latch bolt with T-head, with catch

#### Version in Steel ST

Steel, zinc plated, blue passivated

#### Version in Stainless Steel NI

Stainless Steel AISI 304



### INFORMATION

Toggle latches GN 761.1 are especially suited for rapid closing and fastening of covers, container lids and boxes.

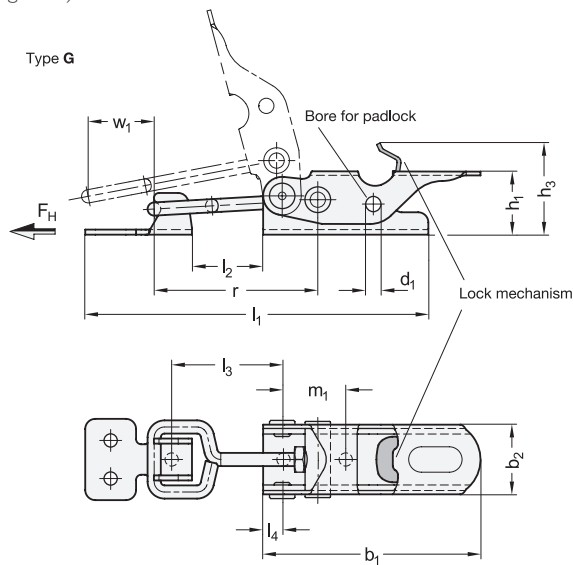
When the lever is closed, the eccentric configuration of the rod shaft causes the latch bolt to move towards the catch. At the end of the lever movement, the rod shaft has exceeded the eccentric dead center point, thereby automatically keeping the toggle latch closed.

For toggle latches GN 761.1 with lock mechanism, when the lever is closed, a safety hook clicks firmly into the base body. This prevents inadvertent or vibration-induced release from the clamping position. To open the latch, the safety hook can be unlocked with a single hand. The latch bolts of the toggle latches can be adjusted within the adjustable range  $w_2$ . The catch is included.

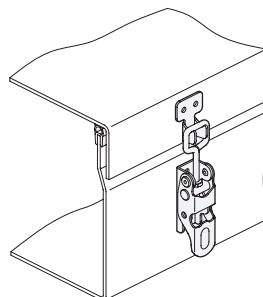


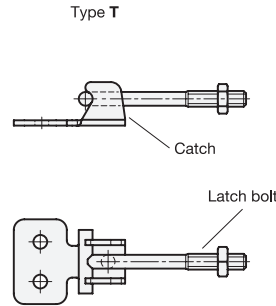
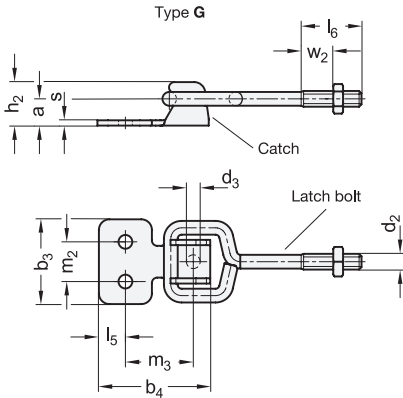
### TECHNICAL INFORMATION

- Stainless Steel characteristics (see page A26)



Application example





GN 761.1-ST

Description	Size	FH in N	a	b1	b2	b3	b4	d1	d2	d3	h1	h2	h3	l1	l2 min.	l3 min.	l4	l5	l6	m1	m2	m3	r ≈ for w2 = 0	s	w1 Stroke	w2 Adjust- able range	⚖
GN 761.1-100-G-ST	100	1000	8.3	52.5	21.5	24	29	5	M 5	4.2	18	13.3	25	1175	22	34.5	6.5	5.5	20	20	13	17.5	51	1.5	12	7	65
GN 761.1-100-T-ST	100	1000	8.3	52.5	21.5	24	29	5	M 5	4.2	18	13.3	25	1175	22	34.5	6.5	5.5	20	20	13	17.5	51	1.5	12	7	62
GN 761.1-200-G-ST	200	2000	10	65	27.5	32	42	6	M 6	5.2	25	16.4	33	1555	28	44	8	10	25	24.5	15	24	64	2	14	11	143
GN 761.1-200-T-ST	200	2000	10	65	27.5	32	42	6	M 6	5.2	25	16.4	33	1555	28	44	8	10	25	24.5	15	24	64	2	14	11	136
GN 761.1-300-G-ST	300	3000	12.7	81.5	31.5	38	52	8	M 8	6.2	32	20.7	41.5	1895	33	54	11	12.5	30	30	20	29.5	79.5	2.5	18	12.5	273
GN 761.1-300-T-ST	300	3000	12.7	81.5	31.5	38	52	8	M 8	6.2	32	20.7	41.5	1895	33	54	11	12.5	30	30	20	29.5	79.5	2.5	18	12.5	258

GN 761.1-NI

STAINLESS STEEL

Description	Size	FH in N	a	b1	b2	b3	b4	d1	d2	d3	h1	h2	h3	l1	l2 min.	l3 min.	l4	l5	l6	m1	m2	m3	r ≈ for w2 = 0	s	w1 Stroke	w2 Adjust- able range	⚖
GN 761.1-100-G-NI	100	1000	8.3	52.5	21.5	24	29	5	M 5	4.2	18	13.3	25	1175	22	34.5	6.5	5.5	20	20	13	17.5	51	1.5	12	7	65
GN 761.1-100-T-NI	100	1000	8.3	52.5	21.5	24	29	5	M 5	4.2	18	13.3	25	1175	22	34.5	6.5	5.5	20	20	13	17.5	51	1.5	12	7	62
GN 761.1-200-G-NI	200	2000	10	65	27.5	32	42	6	M 6	5.2	25	16.4	33	1555	28	44	8	10	25	24.5	15	24	64	2	14	11	143
GN 761.1-200-T-NI	200	2000	10	65	27.5	32	42	6	M 6	5.2	25	16.4	33	1555	28	44	8	10	25	24.5	15	24	64	2	14	11	136
GN 761.1-300-G-NI	300	3000	12.7	81.5	31.5	38	52	8	M 8	6.2	32	20.7	41.5	1895	33	54	11	12.5	30	30	20	29.5	79.5	2.5	18	12.5	273
GN 761.1-300-T-NI	300	3000	12.7	81.5	31.5	38	52	8	M 8	6.2	32	20.7	41.5	1895	33	54	11	12.5	30	30	20	29.5	79.5	2.5	18	12.5	258

