

## Clamping pads

with threaded stud

### SPECIFICATION

#### Types

- Type **B**: Smooth contact face
- Type **R**: Serrated contact face
- Type **BR**: Smooth contact face, with automatic return
- Type **RR**: Serrated contact face, with automatic return
- Type **RH**: Serrated contact face, with hard metal ball
- Type **RRH**: Serrated contact face, with automatic return, with hard metal ball

Steel  
tempered, phosphated

Ball  
Steel  
hardened, blank  
(Type B / R / BR / RR)

Ball  
Hard metal steel  
nickel plated  
(Type RH / RRH)

Spring element  
Plastic (PUR)  
(Type BR / RR / RRH)

### INFORMATION

GN 709.1 clamping pads are used as movable supports or plungers for clamping workpieces. They can also be used as stops. For cast components the use of clamping pads with a hard metal ball is recommended.

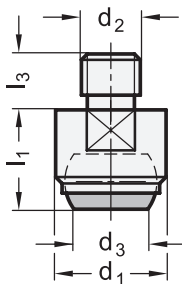
After the clamping process, the contact surfaces of clamping pads automatically reset themselves to their initial position. This prevents the bearing from jamming in an inclined position when the workpiece is inserted.

The bearing can be rotated by a maximum of 9° and is secured against further rotation.

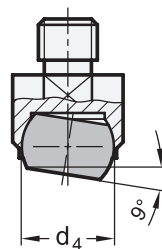


### TECHNICAL INFORMATION

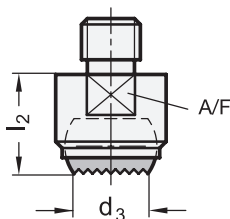
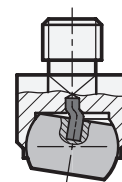
- Elastomer characteristics (see page A32)



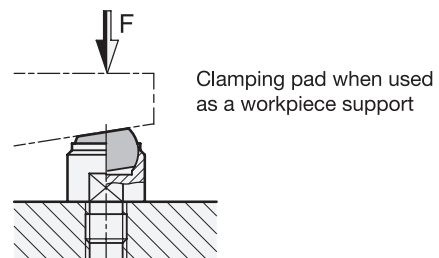
Type **B / R / RH**




Type **BR / RR / RRH**



### Application example



## GN 709.1

Description	d1	d2	d3	d4	l1 ±0.02	l2 ±0.1	l3	A/F	Static load max. in kN	
GN 709.1-13-M6-B	13	M 6	7.2	10	13	-	8	11	10	12
GN 709.1-13-M8-B	13	M 8	7.2	10	13	-	8	11	10	12
GN 709.1-20-M8-B	20	M 8	10.5	16	18	-	10	17	25	38
GN 709.1-20-M10-B	20	M 10	10.5	16	18	-	10	17	25	40
GN 709.1-20-M12-B	20	M 12	10.5	16	18	-	12	17	25	50
GN 709.1-30-M16-B	30	M 16	20	25	27	-	16	27	90	150
GN 709.1-50-M20-B	50	M 20	34.5	40	35	-	20	41	165	520
GN 709.1-50-M24-B	50	M 24	34.5	40	35	-	24	41	165	516
GN 709.1-13-M6-R	13	M 6	7.2	10	-	13	8	11	10	12
GN 709.1-13-M8-R	13	M 8	7.2	10	-	13	8	11	10	13
GN 709.1-20-M8-R	20	M 8	10.5	16	-	18	10	17	25	38
GN 709.1-20-M10-R	20	M 10	10.5	16	-	18	10	17	25	40
GN 709.1-20-M12-R	20	M 12	10.5	16	-	18	12	17	25	40
GN 709.1-30-M16-R	30	M 16	20	25	-	27	16	27	90	150
GN 709.1-50-M20-R	50	M 20	34.5	40	-	35	20	41	165	520
GN 709.1-50-M24-R	50	M 24	34.5	40	-	35	24	41	165	512
GN 709.1-13-M6-BR	13	M 6	7.2	10	13	-	8	11	10	12
GN 709.1-13-M8-BR	13	M 8	7.2	10	13	-	8	11	10	13
GN 709.1-20-M8-BR	20	M 8	10.5	16	18	-	10	17	25	37
GN 709.1-20-M10-BR	20	M 10	10.5	16	18	-	10	17	25	39
GN 709.1-20-M12-BR	20	M 12	10.5	16	18	-	12	17	25	42
GN 709.1-30-M16-BR	30	M 16	20	25	27	-	16	27	90	150
GN 709.1-50-M20-BR	50	M 20	34.5	40	35	-	20	41	165	486
GN 709.1-50-M24-BR	50	M 24	34.5	40	35	-	24	41	165	516
GN 709.1-13-M6-RR	13	M 6	7.2	10	-	13	8	11	10	12
GN 709.1-13-M8-RR	13	M 8	7.2	10	-	13	8	11	10	13
GN 709.1-20-M8-RR	20	M 8	10.5	16	-	18	10	17	25	37
GN 709.1-20-M10-RR	20	M 10	10.5	16	-	18	10	17	25	39
GN 709.1-20-M12-RR	20	M 12	10.5	16	-	18	12	17	25	42
GN 709.1-30-M16-RR	30	M 16	20	25	-	27	16	27	90	148
GN 709.1-50-M20-RR	50	M 20	34.5	40	-	35	20	41	165	482
GN 709.1-50-M24-RR	50	M 24	34.5	40	-	35	24	41	165	511
GN 709.1-13-M8-RH	13	M 8	8.3	10	-	13	8	11	10	16
GN 709.1-20-M8-RH	20	M 8	12.8	16	-	18	10	17	25	49
GN 709.1-20-M10-RH	20	M 10	12.8	16	-	18	10	17	25	51
GN 709.1-20-M12-RH	20	M 12	12.8	16	-	18	12	17	25	54
GN 709.1-30-M16-RH	30	M 16	20	25	-	27	16	27	90	188
GN 709.1-50-M20-RH	50	M 20	34.5	40	-	35	20	41	165	633
GN 709.1-50-M24-RH	50	M 24	34.5	40	-	35	24	41	165	662
GN 709.1-13-M6-RRH	13	M 6	8.3	10	-	13	8	11	10	14
GN 709.1-13-M8-RRH	13	M 8	8.3	10	-	13	8	11	10	16
GN 709.1-20-M8-RRH	20	M 8	10.5	16	-	18	10	17	25	48
GN 709.1-20-M10-RRH	20	M 10	10.5	16	-	18	10	17	25	50
GN 709.1-20-M12-RRH	20	M 12	10.5	16	-	18	12	17	25	53
GN 709.1-30-M16-RRH	30	M 16	20	25	-	27	16	27	90	190
GN 709.1-50-M20-RRH	50	M 20	34.5	40	-	35	20	41	165	639
GN 709.1-50-M24-RRH	50	M 24	34.5	40	-	35	24	41	165	637



Machine elements