

Pot magnets

with countersunk bore

SPECIFICATION

Housing

Steel

Material of the magnet

AlNiCo **AN**

Aluminum, Nickel, Cobalt

Finish

zinc plated **ZB**

temperature resistant up to 200 °C

red, lacquered **RT**

temperature resistant up to 180 °C

INFORMATION

Pot magnets GN 58 are combined with a steel housing and insulation of brass / aluminum into a system that shields and strengthens the magnet for optimal transmission of the magnetic flux onto the magnetic surface.

To ensure that the magnetic properties are not impaired negatively, the fixing screws should be made of non-magnetic material, like for example Stainless Steel, brass or plastic.


For easier handling and to avoid demagnetization, a galvanized iron plate protects the magnetic surface of the magnet during storage and transport.

- More information to retaining magnets (see page 2022)

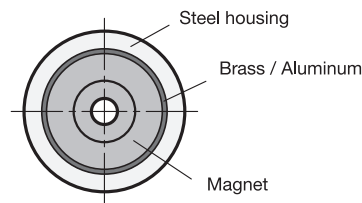
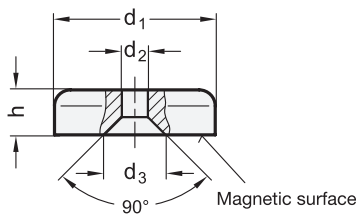
ACCESSORY

- Holding discs GN 70 (see page 2052)

- Adhesive discs GN 70.1 (see page 2052)



View of magnetic surface



GN 58-ZB

Description	d1 Nominal dimension	d1 Actual dimension	d2	d3	h	Nominal magnetic forces in N	⚖️
GN 58-AN-19-ZB	19	19.1 ±0.5	3.7	8.7	7.5 ±0.3	30	17
GN 58-AN-29-ZB	29	28.6 ±1	4.8	10.5	8.5 ±0.5	40	43
GN 58-AN-38-ZB	38	38.1 ±1	4.8	10.5	10.5 ±0.3	80	83

GN 58-RT

Description	d1 Nominal dimension	d1 Actual dimension	d2	d3	h	Nominal magnetic forces in N	⚖️
GN 58-AN-19-RT	19	19.1 ±0.5	3.7	8.7	7.5 ±0.3	30	17
GN 58-AN-29-RT	29	28.6 ±1	4.8	10.5	8.5 ±0.5	40	43
GN 58-AN-38-RT	38	38.1 ±1	4.8	10.5	10.5 ±0.3	80	83