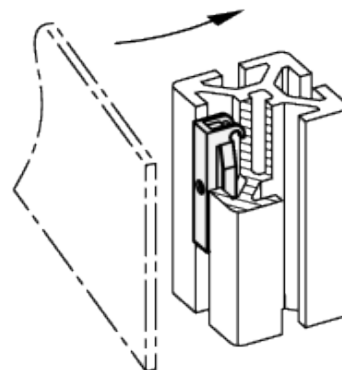
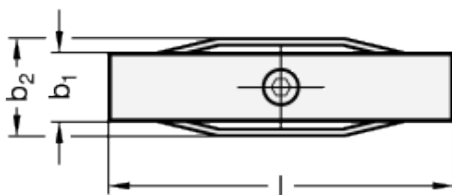
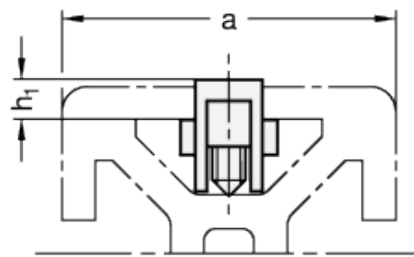
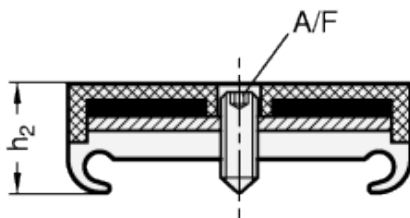


GN 56

Retaining magnets



technical informations

Specification

Plastic

Technopolymer (Polyamid PA)

black, matt SW

Material of the magnet

NdFeB

Neodymium, iron, boron

temperature resistant up to 80 °C

Steel insert, grub screw
zinc plated, blue passivated

Information

Retaining magnets GN 56 for profile systems can be inserted into a profile nut at any point and be secured against sideways displacement with a grub screw. If necessary, additional side mounting can be achieved e.g. with nuts for T-nuts GN 506.

Doors, covers and other accessories can thereby simply be attached to profile systems using magnets.

Standard Elements	Main dimensions							Weight	
Description	b ₁	a	b ₂	h ₁	h ₂	l	A/F	Nominal adhesive forces in N	g
GN 56-6-30-SW	6	30	9.5	3	10.2	41	1.5	10	-
GN 56-8-30-SW	8	30	11.6	2.3	9.3	41	2	18	-
GN 56-8-40-SW	8	40	12.5	4.8	12.9	41	2	18	-
GN 56-10-45-SW	10	45	13.2	6	13.2	41	2	18	-



STANDARD MACHINE ELEMENTS WORLDWIDE