

T-Nuts

Steel / Stainless Steel, for Aluminum Profiles
(i-Modular System)

SPECIFICATION

Types

- Type **N**: Without anti-twist protection
- Type **V**: With anti-twist protection
- Type **S**: Heavy

Steel, zinc plated, blue passivated **SZ**

Stainless steel, plain finish **NB**



INFORMATION

T-nuts GN 50i fasten attachments and accessories in the slot of aluminum profiles.

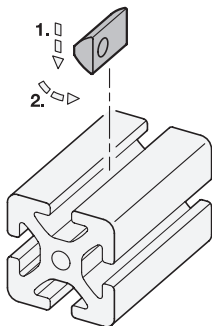
The spring-loaded ball secures the T-nut against unwanted slipping within the slot, making installation easier.

T-nuts of types N and V can be swiveled into the slot at any position.

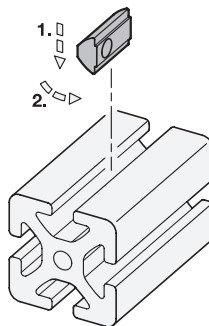


Assembly Instructions

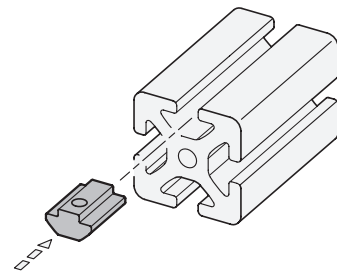
Type N

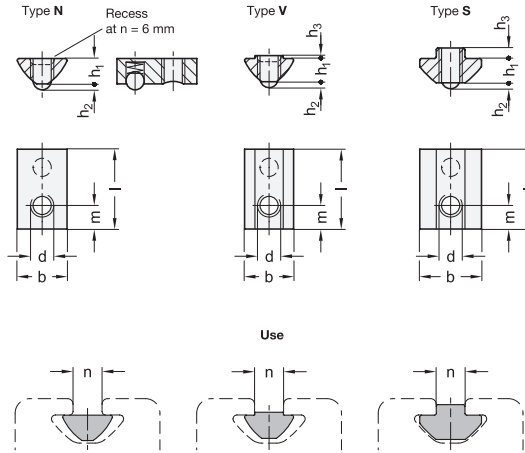


Type V



Type S





GN 50i-N

Description	n	d	b ≈	h1 ≈	h2 ≈	Length l	m ≈	⚖
GN 50i-5M3-N-SZ	5	M 3	8	4	0.8	11.5	4	4
GN 50i-5M4-N-NB	5	M 4	8	4	0.8	11.5	4	3
GN 50i-5M4-N-SZ	5	M 4	8	4	0.8	11.5	4	3
GN 50i-5M5-N-SZ	5	M 5	8	4	0.8	11.5	4	2
GN 50i-5M5-N-NB	5	M 5	8	4	0.8	11.5	4	2
GN 50i-6M3-N-SZ	6	M 3	11	6	0.9	17	5	6
GN 50i-6M4-N-SZ	6	M 4	11	6	0.9	17	5	5
GN 50i-6M5-N-SZ	6	M 5	11	6	0.9	17	5	5
GN 50i-6M6-N-SZ	6	M 6	11	6	0.9	17	5	4
GN 50i-8M4-N-SZ	8	M 4	14	7	1.6	23	7	11
GN 50i-8M4-N-NB	8	M 4	14	7	1.6	23	7	11
GN 50i-8M5-N-SZ	8	M 5	14	7	1.6	23	7	10
GN 50i-8M5-N-NB	8	M 5	14	7	1.6	23	7	10
GN 50i-8M6-N-SZ	8	M 6	14	7	1.6	23	7	9
GN 50i-8M6-N-NB	8	M 6	14	7	1.6	23	7	9
GN 50i-8M8-N-SZ	8	M 8	14	7	1.6	23	7	8
GN 50i-8M8-N-NB	8	M 8	14	7	1.6	23	7	8

GN 50i-V

Description	n	d	b ≈	h1 ≈	h2 ≈	h3 ≈	Length l	m ≈	⚖
GN 50i-5M3-V-SZ	5	M 3	8	4	0.8	0.7	11.5	4	3
GN 50i-5M4-V-SZ	5	M 4	8	4	0.8	0.7	11.5	4	2
GN 50i-5M5-V-SZ	5	M 5	8	4	0.8	0.7	11.5	4	1
GN 50i-6M3-V-SZ	6	M 3	11	6	0.9	0.5	17	5	6
GN 50i-6M4-V-SZ	6	M 4	11	6	0.9	0.5	17	5	5
GN 50i-6M5-V-SZ	6	M 5	11	6	0.9	0.5	17	5	4
GN 50i-6M5-V-NB	6	M 5	11	6	0.9	0.5	17	5	4
GN 50i-6M6-V-SZ	6	M 6	11	6	0.9	0.5	17	5	3
GN 50i-6M6-V-NB	6	M 6	11	6	0.9	0.5	17	5	3
GN 50i-8M3-V-SZ	8	M 3	14	7	1.6	0.9	23	7	15
GN 50i-8M4-V-SZ	8	M 4	14	7	1.6	0.9	23	7	14
GN 50i-8M5-V-SZ	8	M 5	14	7	1.6	0.9	23	7	13
GN 50i-8M6-V-SZ	8	M 6	14	7	1.6	0.9	23	7	12
GN 50i-8M8-V-SZ	8	M 8	14	7	1.6	0.9	23	7	10

GN 50i-S

Description	n	d	b ≈	h1 ≈	h2 ≈	h3 ≈	Length l	m ≈	⚖
GN 50i-8M4-S-SZ	8	M 4	18	7	1.6	2.8	23	7	8
GN 50i-8M5-S-SZ	8	M 5	18	7	1.6	2.8	23	7	7
GN 50i-8M6-S-SZ	8	M 6	18	7	1.6	2.8	23	7	6
GN 50i-8M8-S-SZ	8	M 8	18	7	1.6	2.8	23	7	4



Aluminum profiles 22