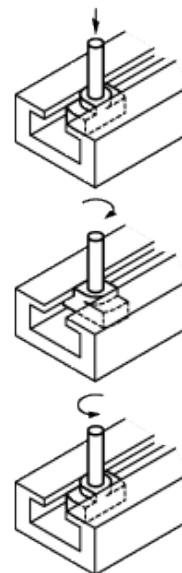
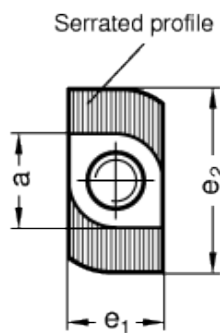
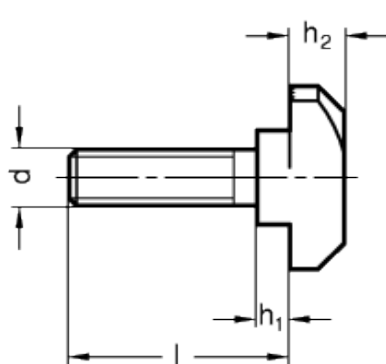


# GN 505.5

Quick-insert dowels for T-slots



INOX  
Stainless Steel



## technical informations

### Material

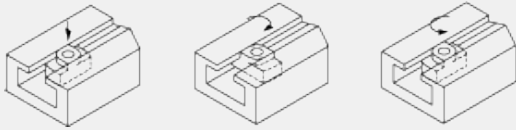
AISI 304 stainless steel.

### Features and applications

T-Slot bolts GN 505.5 can be inserted vertically into the slot. During tightening, the bolt is forced into the crosswise position and thus anchored in the slot. Conversely, the bolt is turned back during loosening and can then be removed.

The clamping face of the bolt is serrated to ensure that the eloxal coating is broken up to establish a good electrical contact.

Application example



Standard Elements	Main dimensions							Weight
Description	a <sub>-0.1/-0.6</sub>	d	l	h <sub>1</sub>	h <sub>2</sub>	e1	e2 <sub>+0.5/-1</sub>	g
GN 505.5-8-M6-20-1.6	8	M6	20	1.6 <sub>-0.6</sub>	5 <sub>±1.0</sub>	7.9 <sub>-0.5</sub>	16	7
GN 505.5-8-M6-25-1.6	8	M6	25	1.6 <sub>-0.6</sub>	5 <sub>±1.0</sub>	7.9 <sub>-0.5</sub>	16	10
GN 505.5-8-M6-30-1.6	8	M6	30	1.6 <sub>-0.6</sub>	5 <sub>±1.0</sub>	7.9 <sub>-0.5</sub>	16	13
GN 505.5-8-M6-40-1.6	8	M6	40	1.6 <sub>-0.6</sub>	5 <sub>±1.0</sub>	7.9 <sub>-0.5</sub>	16	17
GN 505.5-8-M6-60-1.6	8	M6	60	1.6 <sub>-0.6</sub>	5 <sub>±1.0</sub>	7.9 <sub>-0.5</sub>	16	20
GN 505.5-10-M6-20-3.5	10	M6	20	3.5 <sub>-1.0</sub>	6.5 <sub>-1.5</sub>	10 <sub>-2</sub>	19	9
GN 505.5-10-M6-25-3.5	10	M6	25	3.5 <sub>-1.0</sub>	6.5 <sub>-1.5</sub>	10 <sub>-2</sub>	19	12
GN 505.5-10-M6-30-3.5	10	M6	30	3.5 <sub>-1.0</sub>	6.5 <sub>-1.5</sub>	10 <sub>-2</sub>	19	15
GN 505.5-10-M6-40-3.5	10	M6	40	3.5 <sub>-1.0</sub>	6.5 <sub>-1.5</sub>	10 <sub>-2</sub>	19	19
GN 505.5-10-M6-60-3.5	10	M6	60	3.5 <sub>-1.0</sub>	6.5 <sub>-1.5</sub>	10 <sub>-2</sub>	19	21
GN 505.5-10-M8-20-3.5	10	M8	20	3.5 <sub>-1.0</sub>	6.5 <sub>-1.5</sub>	10 <sub>-2</sub>	19	10
GN 505.5-10-M8-25-3.5	10	M8	25	3.5 <sub>-1.0</sub>	6.5 <sub>-1.5</sub>	10 <sub>-2</sub>	19	13



STANDARD MACHINE ELEMENTS WORLDWIDE