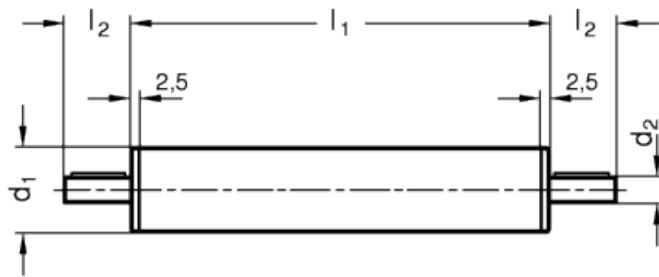

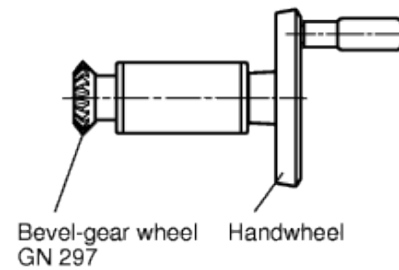


GN 391-NI

Connecting units
for linear actuators



Transfer unit
with bevel-gear wheel and handwheel



technical informations

Guide tube

Precision AISI 301 stainless steel tube, DIN 2462.

Spindle

Stainless steel thrust ball bearings.

End caps

Plastic.

Assembly

Bevel-gear wheels / handwheels, tube clamps connectors and accessories are to be ordered separately.

Features and applications

Transfer units GN 391 are normally used in connection with linear actuators (GN 291, GN 292, GN 293). They are designed to translate the rotary movement for operating the linear actuators to another point or position. The transfer unit in the standard length l_1 is a special design: it is designed to turn the operating axis for the linear actuators (handwheel) by 90° together with an angular gear drive. As in linear actuators, digital position indicators can be fitted.

Accessories

- Housings GN 298
- Bevel gear wheels GN 297
- Position indicators GN DD51 (see main catalogue page 488).
- Position indicators GN DD52R (see main catalogue page 494).
- Installation kits for linear actuators GN 295

Special executions on request (For sufficient quantities)

Transfer units GN 391 according to customer's requirement (e.g. GN 391-50-500-NI)

Standard Elements	Main dimensions					Weight
	Description	d_1	l_1	$d_{2 f7}$	l_2	
GN 391-18-47-NI	18	47	*	6	16	61
GN 391-30-60-NI	30	60	*	8	16	182
GN 391-40-93-NI	40	93	*	12	17	505
GN 391-50-93-NI	50	93	*	12	18	788

* Length according to customer's requirement.



STANDARD MACHINE ELEMENTS WORLDWIDE