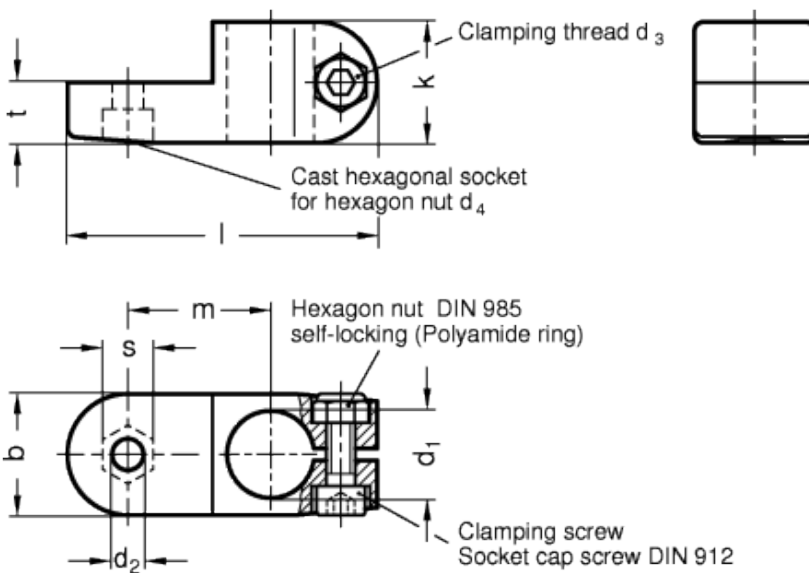
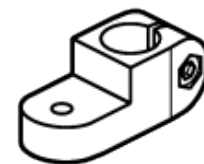
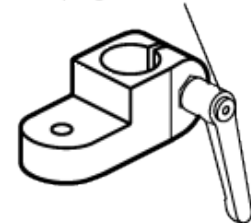


# GN 273

Pivoting connecting clamps



Adjustable clamping lever GN 911



## technical informations

### Material

Aluminium.

### Finish

- Version SW: RAL 9005 black colour, matte finish, epoxy resin coating.
- Version BL: blank, matte shot-blasted.

### Clamping screws

- Identification no. 1: with clamping screw DIN 912 and nut DIN 985, zinc-plated.
- Identification no. 2: with AISI 304 stainless steel-clamping screw DIN 912 and nut DIN 985.

## Assembly

The standard clamping bolts are socket cap screws DIN 912, supplied assembled. They can be replaced by clamping kits GN 911 (description see table of dimensions).

## Features and applications

Swivel clamp connectors GN 273 can be assembled with swivel clamp connectors GN 271, GN 275 or GN 277 to create swivel clamp connector joints.

The clamping bore of the swivel clamp connectors GN 273 is machined and designed for construction tubings GN 990 or DIN 2391, DIN 2395 and DIN 2462 respectively.

## Accessories

- Tubings [GN 990](#).
- Clamping kits [GN 911](#) (clamping handles GN 300.1 with distance bushing).

Standard Elements	Main dimensions										Clamping kits	Weight
	Description	d <sub>1</sub>	b	d <sub>2</sub>	d <sub>3</sub>	d <sub>4</sub>	k	l	m	s		
GN 273-B12-1-SW	B 12	25	6.5	M 6	M 6	25	64	29.5	10	12.5	GN 911-M6-22	65
GN 273-B14-1-SW	B 14	25	6.5	M 6	M 6	25	64	29.5	10	12.5	GN 911-M6-22	62
GN 273-B16-1-SW	B 16	25	6.5	M 6	M 6	25	64	29.5	10	12.5	GN 911-M6-22	60
GN 273-B18-1-SW	B 18	25	6.5	M 6	M 6	25	64	29.5	10	12.5	GN 911-M6-22	55
GN 273-B12-1-BL	B 12	25	6.5	M 6	M 6	25	64	29.5	10	12.5	GN 911-M6-22	65
GN 273-B14-1-BL	B 14	25	6.5	M 6	M 6	25	64	29.5	10	12.5	GN 911-M6-22	62
GN 273-B16-1-BL	B 16	25	6.5	M 6	M 6	25	64	29.5	10	12.5	GN 911-M6-22	60
GN 273-B18-1-BL	B 18	25	6.5	M 6	M 6	25	64	29.5	10	12.5	GN 911-M6-22	55
GN 273-B12-2-SW	B 12	25	6.5	M 6	M 6	25	64	29.5	10	12.5	GN 911-M6-22	65
GN 273-B14-2-SW	B 14	25	6.5	M 6	M 6	25	64	29.5	10	12.5	GN 911-M6-22	62
GN 273-B16-2-SW	B 16	25	6.5	M 6	M 6	25	64	29.5	10	12.5	GN 911-M6-22	60
GN 273-B18-2-SW	B 18	25	6.5	M 6	M 6	25	64	29.5	10	12.5	GN 911-M6-22	55
GN 273-B12-2-BL	B 12	25	6.5	M 6	M 6	25	64	29.5	10	12.5	GN 911-M6-22	65
GN 273-B14-2-BL	B 14	25	6.5	M 6	M 6	25	64	29.5	10	12.5	GN 911-M6-22	62
GN 273-B16-2-BL	B 16	25	6.5	M 6	M 6	25	64	29.5	10	12.5	GN 911-M6-22	60
GN 273-B18-2-BL	B 18	25	6.5	M 6	M 6	25	64	29.5	10	12.5	GN 911-M6-22	55



STANDARD MACHINE ELEMENTS WORLDWIDE