

## Bellows couplings

with clamping hub

### SPECIFICATION

#### Bore code

Type **B**: without keyway

Hub

Aluminum **AL**

anodized, natural color

Bellows

Stainless Steel AISI 304 **NI**

Socket cap screws DIN 912

Steel, blackened

Crimp ring

Brass

Temperature resistant up to 120 °C

### INFORMATION

Bellows couplings GN 2244 transmit angle positions and torques with extreme precision and zero backlash. The metal bellows also reliably compensates for shaft misalignments and runout tolerances. The clamping hubs make bellows couplings very easy to install.

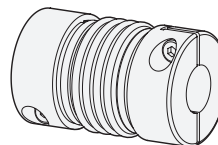
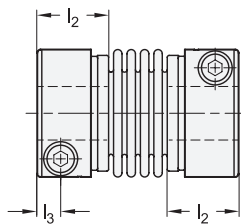
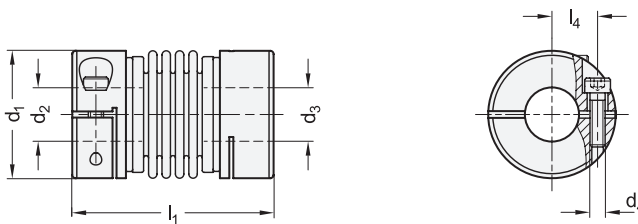
They are used in applications where precise position and movement transmission is required, such as in the servo drive systems of machine tools and in industrial robots.

### TECHNICAL INFORMATION

- ISO-Fundamental Tolerances (see page A21)
- Stainless Steel characteristics (see page A26)


### ON REQUEST

Bore with keyway



## TECHNICAL VALUES

d1	Rated torque in Nm	Max. speed (min <sup>-1</sup> )	Moment of inertia in kgm <sup>2</sup>	Static torsional stiffness in Nm/rad	Max. shaft misalignment		
					lateral in mm	axial in mm	angular in°
19	1.5	33.000	$8.6 \times 10^{-7}$	170	0.15	± 0.5	1.5
27	2.3	23.000	$3.6 \times 10^{-6}$	800	0.15	± 0.5	1.5
32	4.5	19.000	$1.1 \times 10^{-6}$	1600	0.2	± 0.7	1.5
40	10	15.000	$2.8 \times 10^{-5}$	2700	0.2	± 1	1.5

Description	d1	d2 - d3 H8 recommended shaft tolerance h7	d4	l1	l2 recommended shaft insertion depth	l3	l4	Tightening torque of the screw in Nm ≈	
GN 2244-19-B5-5-AL-NI	19	5-5	M 2	30	10.5	3	6.8	0.5	16
GN 2244-19-B5-6-AL-NI	19	5-6	M 2	30	10.5	3	6.8	0.5	16
GN 2244-19-B5-8-AL-NI	19	5-8	M 2	30	10.5	3	6.8	0.5	16
GN 2244-19-B6-6-AL-NI	19	6-6	M 2	30	10.5	3	6.8	0.5	16
GN 2244-19-B6-8-AL-NI	19	6-8	M 2	30	10.5	3	6.8	0.5	16
GN 2244-19-B8-8-AL-NI	19	8-8	M 2	30	10.5	3	6.8	0.5	16
GN 2244-27-B6-6-AL-NI	27	6-6	M 2.5	35	12.5	3.5	10.3	0.9	32
GN 2244-27-B6-8-AL-NI	27	6-8	M 2.5	35	12.5	3.5	10.3	0.9	32
GN 2244-27-B6-10-AL-NI	27	6-10	M 2.5	35	12.5	3.5	10.3	0.9	32
GN 2244-27-B8-8-AL-NI	27	8-8	M 2.5	35	12.5	3.5	10.3	0.9	32
GN 2244-27-B8-10-AL-NI	27	8-10	M 2.5	35	12.5	3.5	10.3	0.9	32
GN 2244-27-B10-10-AL-NI	27	10-10	M 2.5	35	12.5	3.5	10.3	0.9	32
GN 2244-32-B10-10-AL-NI	32	10-10	M 3	46	15.5	4.3	12	1.5	68
GN 2244-32-B10-12-AL-NI	32	10-12	M 3	46	15.5	4.3	12	1.5	68
GN 2244-32-B10-14-AL-NI	32	10-14	M 3	46	15.5	4.3	12	1.5	68
GN 2244-32-B12-12-AL-NI	32	12-12	M 3	46	15.5	4.3	12	1.5	68
GN 2244-32-B12-14-AL-NI	32	12-14	M 3	46	15.5	4.3	12	1.5	68
GN 2244-32-B14-14-AL-NI	32	14-14	M 3	46	15.5	4.3	12	1.5	68
GN 2244-40-B12-12-AL-NI	40	12-12	M 4	51	16	5	15	3.5	110
GN 2244-40-B12-15-AL-NI	40	12-15	M 4	51	16	5	15	3.5	110
GN 2244-40-B12-19-AL-NI	40	12-19	M 4	51	16	5	15	3.5	110
GN 2244-40-B15-15-AL-NI	40	15-15	M 4	51	16	5	15	3.5	110
GN 2244-40-B15-19-AL-NI	40	15-19	M 4	51	16	5	15	3.5	110
GN 2244-40-B19-19-AL-NI	40	19-19	M 4	51	16	5	15	3.5	110