

Base Plate Connector Clamps

Aluminum / Stainless Steel, with 2 Mounting Holes

SPECIFICATION

Identification No.

No. **2**: With stainless steel socket cap screw DIN 912

Aluminum

- Powder coated
Black, RAL 9005, textured finish **SW**
- Plain, matte shot-blasted **BL**

Stainless steel AISI CF-8 **NI**

Matte shot-blasted

Socket cap screws DIN 912

Stainless steel AISI 304

Hex nuts DIN 985

Stainless steel AISI 304



INFORMATION

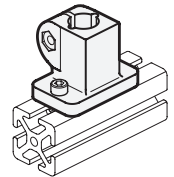
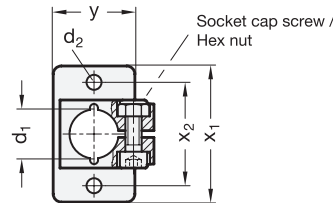
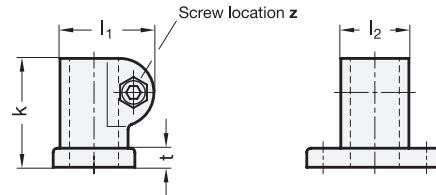
The clamping bore of base plate connector clamps GN 162.3 is mechanically machined and designed for construction tubes GN 990 (see page 1902) or DIN 2391, DIN 2395 and DIN 2462.

Base plate connector clamps GN 162.3 can also be mounted to **profile systems**.

At the screw location **z**, the socket cap screw reduces the bore cross-section for clamping.

TECHNICAL INFORMATION

- Stainless Steel Characteristics (see page A26)



* Complete with

SW **BL**
RAL9005 Plain

GN 162.3

| Description | d ₁ Bore | d ₂ | k Clamping length | l ₁ | l ₂ | t | x ₁ | x ₂ | y | z Screw location | ⚖ |
|------------------|------------------------|----------------|-------------------------|----------------|----------------|---|----------------|----------------|----|------------------------|-----|
| GN 162.3-B10-2-* | B 10 | 5.5 | 40 | 34.5 | 25 | 7 | 50 | 38 | 30 | M6-20 | 104 |
| GN 162.3-B12-2-* | B 12 | 5.5 | 40 | 34.5 | 25 | 7 | 50 | 38 | 30 | M6-20 | 91 |
| GN 162.3-B14-2-* | B 14 | 5.5 | 40 | 34.5 | 25 | 7 | 50 | 38 | 30 | M6-20 | 86 |
| GN 162.3-B15-2-* | B 15 | 5.5 | 40 | 34.5 | 25 | 7 | 50 | 38 | 30 | M6-20 | 79 |
| GN 162.3-B16-2-* | B 16 | 5.5 | 40 | 34.5 | 25 | 7 | 50 | 38 | 30 | M6-20 | 73 |
| GN 162.3-B18-2-* | B 18 | 5.5 | 40 | 34.5 | 25 | 7 | 50 | 38 | 30 | M6-20 | 60 |

Weight SW

GN 162.3-NI

STAINLESS STEEL

| Description | d ₁ Bore | d ₂ | k Clamping length | l ₁ | l ₂ | t | x ₁ | x ₂ | y | z Screw location | ⚖ |
|-------------------|------------------------|----------------|-------------------------|----------------|----------------|---|----------------|----------------|----|------------------------|-----|
| GN 162.3-B12-2-NI | B 12 | 5.5 | 40 | 34.5 | 25 | 7 | 50 | 38 | 30 | M6-20 | 194 |
| GN 162.3-B14-2-NI | B 14 | 5.5 | 40 | 34.5 | 25 | 7 | 50 | 38 | 30 | M6-20 | 185 |
| GN 162.3-B15-2-NI | B 15 | 5.5 | 40 | 34.5 | 25 | 7 | 50 | 38 | 30 | M6-20 | 180 |
| GN 162.3-B16-2-NI | B 16 | 5.5 | 40 | 34.5 | 25 | 7 | 50 | 38 | 30 | M6-20 | 174 |
| GN 162.3-B18-2-NI | B 18 | 5.5 | 40 | 34.5 | 25 | 7 | 50 | 38 | 30 | M6-20 | 162 |
| GN 162.3-B20-2-NI | B 20 | 5.5 | 40 | 34.5 | 25 | 7 | 50 | 38 | 30 | M6-20 | 142 |