

Stainless Steel-Ball lock pins

AISI 303, with hollow for grip

SPECIFICATION

Stainless Steel AISI 303
 Balls
 Stainless Steel AISI 420C
 Spring
 Stainless Steel AISI 631
 temperature resistant up to 250 °C

INFORMATION

Stainless Steel-Ball lock pins GN 113.3 are used for quick fixing, connecting and locking of various parts and workpieces. A typical application is locating pins which have often to be removed and installed again.

By pressing the spring loaded push button both balls are unlocked and by releasing it the balls are locked again.

Ball lock pins GN 113.3 are renowned for their compactness. The eye ring is enclosed unmounted.

The load values given in the above table at shear stress are theoretically obtained and indicative only. They are non-binding recommended values and rule out any liability. They constitute no general warranty of quality and condition. The user must determine from case to case whether a product is suitable for the intended use.

- Range of lock pins (see page 868)

ACCESSORY

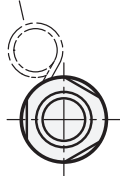
- Ball chains GN 111 (see page 904)
- Stainless Steel-Ball chains GN 111.5 (see page 905)
- Retaining cables GN 111.2 (see page 906)
- Spiral retaining cables GN 111.4 (see page 908)

TECHNICAL INFORMATION

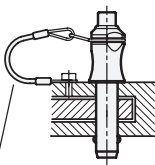
- ISO-Fundamental Tolerances (see page A21)
- Stainless Steel characteristics (see page A26)



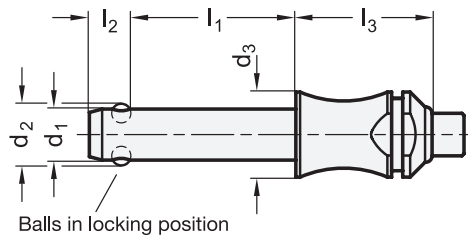
Eye ring (removable)



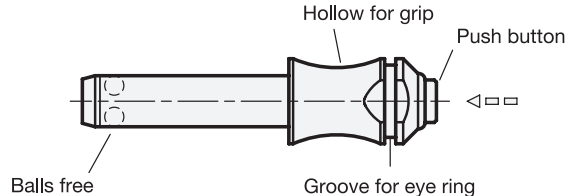
Application example



Retaining cable GN 111.2



Balls in locking position



Balls free

Groove for eye ring

GN 113.3

STAINLESS STEEL

Description	d1 -0.04/-0.08	l1 +0.6	d2	d3	l2 ±1	l3+0.2	Location bore H11	Load in kN ≈ Double sided shearing resistance according DIN 50141 (Breaking strength)	⚖️
GN 113.3-5-10	5	10	5.5	10	6	22	5	14	9
GN 113.3-5-15	5	15	5.5	10	6	22	5	14	10
GN 113.3-5-20	5	20	5.5	10	6	22	5	14	11
GN 113.3-5-25	5	25	5.5	10	6	22	5	14	12
GN 113.3-5-30	5	30	5.5	10	6	22	5	14	13
GN 113.3-5-35	5	35	5.5	10	6	22	5	14	16
GN 113.3-5-40	5	40	5.5	10	6	22	5	14	17
GN 113.3-5-45	5	45	5.5	10	6	22	5	14	18
GN 113.3-5-50	5	50	5.5	10	6	22	5	14	19
GN 113.3-5-60	5	60	5.5	10	6	22	5	14	20
GN 113.3-5-70	5	70	5.5	10	6	22	5	14	21
GN 113.3-5-80	5	80	5.5	10	6	22	5	14	22
GN 113.3-6-10	6	10	7	10	7	22	6	21	10
GN 113.3-6-15	6	15	7	10	7	22	6	21	12
GN 113.3-6-20	6	20	7	10	7	22	6	21	13
GN 113.3-6-25	6	25	7	10	7	22	6	21	14
GN 113.3-6-30	6	30	7	10	7	22	6	21	17
GN 113.3-6-35	6	35	7	10	7	22	6	21	20
GN 113.3-6-40	6	40	7	10	7	22	6	21	23
GN 113.3-6-45	6	45	7	10	7	22	6	21	25
GN 113.3-6-50	6	50	7	10	7	22	6	21	27
GN 113.3-6-60	6	60	7	10	7	22	6	21	28
GN 113.3-6-70	6	70	7	10	7	22	6	21	29
GN 113.3-6-80	6	80	7	10	7	22	6	21	30
GN 113.3-8-10	8	10	9.5	14	8.2	27	8	38	30
GN 113.3-8-15	8	15	9.5	14	8.2	27	8	38	31
GN 113.3-8-20	8	20	9.5	14	8.2	27	8	38	33
GN 113.3-8-25	8	25	9.5	14	8.2	27	8	38	37
GN 113.3-8-30	8	30	9.5	14	8.2	27	8	38	38
GN 113.3-8-35	8	35	9.5	14	8.2	27	8	38	40
GN 113.3-8-40	8	40	9.5	14	8.2	27	8	38	42
GN 113.3-8-45	8	45	9.5	14	8.2	27	8	38	43
GN 113.3-8-50	8	50	9.5	14	8.2	27	8	38	46
GN 113.3-8-60	8	60	9.5	14	8.2	27	8	38	48
GN 113.3-8-70	8	70	9.5	14	8.2	27	8	38	49
GN 113.3-8-80	8	80	9.5	14	8.2	27	8	38	52
GN 113.3-8-90	8	90	9.5	14	8.2	27	8	38	58
GN 113.3-8-100	8	100	9.5	14	8.2	27	8	38	62
GN 113.3-10-15	10	15	12	14	9.6	27	10	60	39
GN 113.3-10-20	10	20	12	14	9.6	27	10	60	41
GN 113.3-10-25	10	25	12	14	9.6	27	10	60	43
GN 113.3-10-30	10	30	12	14	9.6	27	10	60	45
GN 113.3-10-35	10	35	12	14	9.6	27	10	60	46
GN 113.3-10-40	10	40	12	14	9.6	27	10	60	48
GN 113.3-10-45	10	45	12	14	9.6	27	10	60	52
GN 113.3-10-50	10	50	12	14	9.6	27	10	60	57
GN 113.3-10-60	10	60	12	14	9.6	27	10	60	65
GN 113.3-10-70	10	70	12	14	9.6	27	10	60	68
GN 113.3-10-80	10	80	12	14	9.6	27	10	60	74
GN 113.3-10-90	10	90	12	14	9.6	27	10	60	80
GN 113.3-10-100	10	100	12	14	9.6	27	10	60	86
GN 113.3-10-110	10	110	12	14	9.6	27	10	60	92
GN 113.3-10-120	10	120	12	14	9.6	27	10	60	98



8
Indexing elements



Indexing elements 8

GN 113.3

STAINLESS STEEL

Description	d1 -0.04/ -0.08	l1 +0.6	d2	d3	l2 ±1	l3+0.2	Location bore H11	Load in kN ≈ Double sided shearing resistance according DIN 50141 (Breaking strength)	
GN 113.3-12-20	12	20	14.5	20	10.6	32	12	87	79
GN 113.3-12-25	12	25	14.5	20	10.6	32	12	87	80
GN 113.3-12-30	12	30	14.5	20	10.6	32	12	87	90
GN 113.3-12-35	12	35	14.5	20	10.6	32	12	87	94
GN 113.3-12-40	12	40	14.5	20	10.6	32	12	87	98
GN 113.3-12-45	12	45	14.5	20	10.6	32	12	87	103
GN 113.3-12-50	12	50	14.5	20	10.6	32	12	87	107
GN 113.3-12-60	12	60	14.5	20	10.6	32	12	87	115
GN 113.3-12-70	12	70	14.5	20	10.6	32	12	87	124
GN 113.3-12-80	12	80	14.5	20	10.6	32	12	87	133
GN 113.3-12-90	12	90	14.5	20	10.6	32	12	87	139
GN 113.3-12-100	12	100	14.5	20	10.6	32	12	87	147
GN 113.3-12-110	12	110	14.5	20	10.6	32	12	87	156
GN 113.3-12-120	12	120	14.5	20	10.6	32	12	87	165
GN 113.3-16-30	16	30	19	20	14	32	16	155	120
GN 113.3-16-35	16	35	19	20	14	32	16	155	128
GN 113.3-16-40	16	40	19	20	14	32	16	155	130
GN 113.3-16-45	16	45	19	20	14	32	16	155	142
GN 113.3-16-50	16	50	19	20	14	32	16	155	160
GN 113.3-16-60	16	60	19	20	14	32	16	155	160
GN 113.3-16-70	16	70	19	20	14	32	16	155	180
GN 113.3-16-80	16	80	19	20	14	32	16	155	200
GN 113.3-16-90	16	90	19	20	14	32	16	155	210
GN 113.3-16-100	16	100	19	20	14	32	16	155	232
GN 113.3-16-110	16	110	19	20	14	32	16	155	240
GN 113.3-16-120	16	120	19	20	14	32	16	155	263
GN 113.3-16-130	16	130	19	20	14	32	16	155	280
GN 113.3-16-140	16	140	19	20	14	32	16	155	295
GN 113.3-16-150	16	150	19	20	14	32	16	155	310
GN 113.3-20-50	20	50	25	28	20.5	39	20	244	300
GN 113.3-20-60	20	60	25	28	20.5	39	20	244	327
GN 113.3-20-70	20	70	25	28	20.5	39	20	244	351
GN 113.3-20-80	20	80	25	28	20.5	39	20	244	370
GN 113.3-20-90	20	90	25	28	20.5	39	20	244	400
GN 113.3-20-100	20	100	25	28	20.5	39	20	244	420
GN 113.3-20-110	20	110	25	28	20.5	39	20	244	448
GN 113.3-20-120	20	120	25	28	20.5	39	20	244	460
GN 113.3-20-130	20	130	25	28	20.5	39	20	244	497
GN 113.3-20-140	20	140	25	28	20.5	39	20	244	520
GN 113.3-20-150	20	150	25	28	20.5	39	20	244	545
GN 113.3-25-50	25	50	30.8	28	22	39	25	386	401
GN 113.3-25-60	25	60	30.8	28	22	39	25	386	439
GN 113.3-25-70	25	70	30.8	28	22	39	25	386	477
GN 113.3-25-80	25	80	30.8	28	22	39	25	386	500
GN 113.3-25-90	25	90	30.8	28	22	39	25	386	554
GN 113.3-25-100	25	100	30.8	28	22	39	25	386	591
GN 113.3-25-110	25	110	30.8	28	22	39	25	386	630
GN 113.3-25-120	25	120	30.8	28	22	39	25	386	668
GN 113.3-25-130	25	130	30.8	28	22	39	25	386	706
GN 113.3-25-140	25	140	30.8	28	22	39	25	386	743
GN 113.3-25-150	25	150	30.8	28	22	39	25	386	783