PP | +90° -30° | RoHS

Tube clamps kit for heavy series DIN 3015-2

Technopolymer (polypropylene) and steel

STANDARD COMPONENTS

- **DCE-H**: DIN 3015-2 heavy series tube clamp in polypropylene-based technopolymer (PP), high UV resistance, RAL 9005 black colour.
- **DCE-PU**: zinc-plated cover plate.
- **DCE-PL**: welded lower plate in phosphated steel.
- **DCE-SRC**: cylinder head screw with hexagon socket in zinc-plated steel.
- **DCE-SRE**: hexagon head screw in zinc-plated steel.
- **DCE-WA**: flat washer in zinc-plated steel.
- **DCE-GU**: zinc-plated steel mounting guide.
- **DCE-NTG**: nut for zinc-plated steel mounting guide.

FEATURES AND APPLICATIONS

The different KIT configurations obtainable from the DCE-H collar body allow the locking of rigid tubes and the creation of a rigid tubing system in a safe manner, reducing vibrations and noise.
The DIN 3015-2 standard defines the technical, dimensional and material requirements for the creation of a fastening system suitable for multiple applications.
In particular, the DIN regulation defines specific reference groups based on the overall dimensions of the collar bodies.
The table shows the correspondence between the DIN 3015-2 groups and the corresponding DCE-H groups.
They are used in heavy industrial hydraulics for the construction of hydraulic and oil-hydraulic systems where high mechanical strength and effective vibration and noise reduction are required.



Assembly of the clamp kit starts from the bottom; the DCE-PL welding plate represents the base where the bottom half-collar rests, then the pipe is inserted and the top half-collar is overlapped. If a fixed solution is not necessary, it is possible to use DCE-NTG fixing nuts instead of the plate. These make it possible, if positioned on the DCE-GU guide, to move the kit along the guide to adjust its position during the positioning phase.
To tighten the collar, it is possible to use the DCE-PU cover plate together with the DCE-SRE hexagon head screws.
See Tube clamps technical data.

STANDARD COMPONENTS TABLE

DCK-H	-	1	-	8	-	SRE	-	PU	-	PL	-	PP	-	C9
		①		②		③		④		⑤				

DIN 3015-2 group	1	2	3	4	5
① DCE-H group	1	2	3	4	5

② Diameter of the tube					
	8	19	30	38	76.1
	9.5	20	32	48.3	88.9
	10	21.3	33.7	50	
	12	22	35	50.8	
	12.7	25	36	54	
	15	25.4	38	60.3	
	16	26.9	40		
	18	28	42.4		
	20	30	45		

③ Screw	SRE	Hexagon head screw, zinc-plated steel

④ Top part	PU	Top plate, zinc-plated steel

⑤ Bottom part	PL	Bottom plate to be welded, phosphated steel
	NTG	Nut for mounting guide, zinc-plated steel

ELESA and GANTER models all rights reserved in accordance with the law.
Always mention the source when reproducing our drawings.

DCK-H

Tube clamps kit for heavy series DIN 3015-2

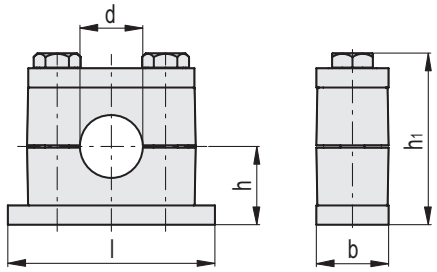

DCK-H-*-SRE-PU-PL
(*Group 1÷5)

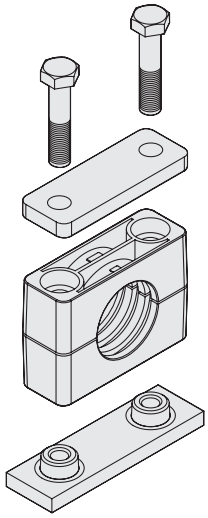

DCK-H

Code	Description	Group	b	d	l	h	h_1	⚖
571501-C9	DCK-H-1-8-SRE-PU-PL-PP-C9	1	30	8	74	24.5	55	259
571503-C9	DCK-H-1-9.5-SRE-PU-PL-PP-C9	1	30	9.5	74	24.5	55	376
571505-C9	DCK-H-1-10-SRE-PU-PL-PP-C9	1	30	10	74	24.5	55	259
571507-C9	DCK-H-1-12-SRE-PU-PL-PP-C9	1	30	12	74	24.5	55	341
571509-C9	DCK-H-1-12.7-SRE-PU-PL-PP-C9	1	30	12.7	74	24.5	55	376
571511-C9	DCK-H-1-15-SRE-PU-PL-PP-C9	1	30	15	74	24.5	55	341
571513-C9	DCK-H-1-16-SRE-PU-PL-PP-C9	1	30	16	74	24.5	55	255
571515-C9	DCK-H-1-18-SRE-PU-PL-PP-C9	1	30	18	74	24.5	55	255
571517-C9	DCK-H-1-19-SRE-PU-PL-PP-C9	1	30	19	74	24.5	55	337
571519-C9	DCK-H-1-20-SRE-PU-PL-PP-C9	1	30	20	74	24.5	55	337
571531-C9	DCK-H-2-19-SRE-PU-PL-PP-C9	2	30	19	86	32.5	71	259
571533-C9	DCK-H-2-20-SRE-PU-PL-PP-C9	2	30	20	86	32.5	71	259
571535-C9	DCK-H-2-21.3-SRE-PU-PL-PP-C9	2	30	21.3	86	32.5	71	507
571537-C9	DCK-H-2-22-SRE-PU-PL-PP-C9	2	30	22	86	32.5	71	341
571539-C9	DCK-H-2-25-SRE-PU-PL-PP-C9	2	30	25	86	32.5	71	341
571541-C9	DCK-H-2-25.4-SRE-PU-PL-PP-C9	2	30	25.4	86	32.5	71	507
571543-C9	DCK-H-2-26.9-SRE-PU-PL-PP-C9	2	30	26.9	86	32.5	71	374
571545-C9	DCK-H-2-28-SRE-PU-PL-PP-C9	2	30	28	86	32.5	71	257
571547-C9	DCK-H-2-30-SRE-PU-PL-PP-C9	2	30	30	86	32.5	71	257
571551-C9	DCK-H-3-30-SRE-PU-PL-PP-C9	3	30	30	100	38	82	339
571553-C9	DCK-H-3-32-SRE-PU-PL-PP-C9	3	30	32	100	38	82	339
571555-C9	DCK-H-3-33.7-SRE-PU-PL-PP-C9	3	30	33.7	100	38	82	374
571557-C9	DCK-H-3-35-SRE-PU-PL-PP-C9	3	30	35	100	38	82	254
571559-C9	DCK-H-3-36-SRE-PU-PL-PP-C9	3	30	36	100	38	82	254
571561-C9	DCK-H-3-38-SRE-PU-PL-PP-C9	3	30	38	100	38	82	336
571563-C9	DCK-H-3-40-SRE-PU-PL-PP-C9	3	30	40	100	38	82	336
571565-C9	DCK-H-3-42.4-SRE-PU-PL-PP-C9	3	30	42.4	100	38	82	506
571567-C9	DCK-H-3-45-SRE-PU-PL-PP-C9	3	30	45	100	38	82	253
571571-C9	DCK-H-4-38-SRE-PU-PL-PP-C9	4	45	38	140	54	112	253
571573-C9	DCK-H-4-48.3-SRE-PU-PL-PP-C9	4	45	48.3	140	54	112	506
571575-C9	DCK-H-4-50-SRE-PU-PL-PP-C9	4	45	50	140	54	112	335
571577-C9	DCK-H-4-50.8-SRE-PU-PL-PP-C9	4	45	50.8	140	54	112	372
571579-C9	DCK-H-4-54-SRE-PU-PL-PP-C9	4	45	54	140	54	112	335
571581-C9	DCK-H-4-60.3-SRE-PU-PL-PP-C9	4	45	60.3	140	54	112	372
571591-C9	DCK-H-5-76.1-SRE-PU-PL-PP-C9	5	60	76.1	180	69	142	503
571593-C9	DCK-H-5-88.9-SRE-PU-PL-PP-C9	5	60	88.9	180	69	142	503

ELESA and GANTER models all rights reserved in accordance with the law.
Always mention the source when reproducing our drawings.

DCK-H

Tube clamps kit for heavy series DIN 3015-2

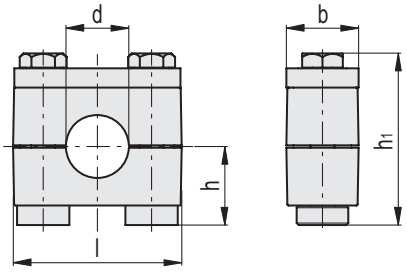

DCK-H-*-SRE-PU-NTG
(*Group 1÷4)

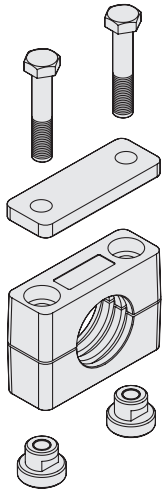

Code	Description	Group	b	d	l	h	h_1	⚖
571601-C9	DCK-H-1-8-SRE-PU-NTG-PP-C9	1	30	8	56	23.9	54.4	256
571603-C9	DCK-H-1-9.5-SRE-PU-NTG-PP-C9	1	30	9.5	56	23.9	54.4	369
571605-C9	DCK-H-1-10-SRE-PU-NTG-PP-C9	1	30	10	56	23.9	54.4	256
571607-C9	DCK-H-1-12-SRE-PU-NTG-PP-C9	1	30	12	56	23.9	54.4	338
571609-C9	DCK-H-1-12.7-SRE-PU-NTG-PP-C9	1	30	12.7	56	23.9	54.4	369
571611-C9	DCK-H-1-15-SRE-PU-NTG-PP-C9	1	30	15	56	23.9	54.4	338
571613-C9	DCK-H-1-16-SRE-PU-NTG-PP-C9	1	30	16	56	23.9	54.4	255
571615-C9	DCK-H-1-18-SRE-PU-NTG-PP-C9	1	30	18	56	23.9	54.4	255
571617-C9	DCK-H-1-19-SRE-PU-NTG-PP-C9	1	30	19	56	23.9	54.4	337
571619-C9	DCK-H-1-20-SRE-PU-NTG-PP-C9	1	30	20	56	23.9	54.4	337
571631-C9	DCK-H-2-19-SRE-PU-NTG-PP-C9	2	30	19	70	31.9	70.4	258
571633-C9	DCK-H-2-20-SRE-PU-NTG-PP-C9	2	30	20	70	31.9	70.4	258
571635-C9	DCK-H-2-21.3-SRE-PU-NTG-PP-C9	2	30	21.3	70	31.9	70.4	501
571637-C9	DCK-H-2-22-SRE-PU-NTG-PP-C9	2	30	22	70	31.9	70.4	340
571639-C9	DCK-H-2-25-SRE-PU-NTG-PP-C9	2	30	25	70	31.9	70.4	340
571641-C9	DCK-H-2-25.4-SRE-PU-NTG-PP-C9	2	30	25.4	70	31.9	70.4	501
571643-C9	DCK-H-2-26.9-SRE-PU-NTG-PP-C9	2	30	26.9	70	31.9	70.4	872
571645-C9	DCK-H-2-28-SRE-PU-NTG-PP-C9	2	30	28	70	31.9	70.4	259
571647-C9	DCK-H-2-30-SRE-PU-NTG-PP-C9	2	30	30	70	31.9	70.4	259
571651-C9	DCK-H-3-30-SRE-PU-NTG-PP-C9	3	30	30	85	37.4	81.4	341
571653-C9	DCK-H-3-32-SRE-PU-NTG-PP-C9	3	30	32	85	37.4	81.4	341
571655-C9	DCK-H-3-33.7-SRE-PU-NTG-PP-C9	3	30	33.7	85	37.4	81.4	872
571657-C9	DCK-H-3-35-SRE-PU-NTG-PP-C9	3	30	35	85	37.4	81.4	331
571659-C9	DCK-H-3-36-SRE-PU-NTG-PP-C9	3	30	36	85	37.4	81.4	331
571661-C9	DCK-H-3-38-SRE-PU-NTG-PP-C9	3	30	38	85	37.4	81.4	463
571663-C9	DCK-H-3-40-SRE-PU-NTG-PP-C9	3	30	40	85	37.4	81.4	463
571665-C9	DCK-H-3-42.4-SRE-PU-NTG-PP-C9	3	30	42.4	85	37.4	81.4	1271
571667-C9	DCK-H-3-45-SRE-PU-NTG-PP-C9	3	30	45	85	37.4	81.4	319
571671-C9	DCK-H-4-38-SRE-PU-NTG-PP-C9	4	45	38	116	52	113	319
571673-C9	DCK-H-4-48.3-SRE-PU-NTG-PP-C9	4	45	48.3	116	52	113	1271
571675-C9	DCK-H-4-50-SRE-PU-NTG-PP-C9	4	45	50	116	52	113	450
571677-C9	DCK-H-4-50.8-SRE-PU-NTG-PP-C9	4	45	50.8	116	52	113	852
571679-C9	DCK-H-4-54-SRE-PU-NTG-PP-C9	4	45	54	116	52	113	450
571681-C9	DCK-H-4-60.3-SRE-PU-NTG-PP-C9	4	45	60.3	116	52	113	852

ELESA and GANTER models all rights reserved in accordance with the law.
Always mention the source when reproducing our drawings.